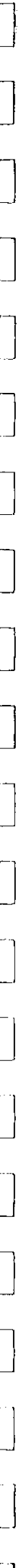




Celtic Music Club
Bush Dance Book



Introduction:

The Celtic Music Club of South Australia Inc. located in Adelaide, is a medium sized group of musicians and Celtic enthusiasts!

The music we play has been chosen from the tried and tested resources of our two music books, with a few new tunes added. The enthusiasm, musical skill and effort by our members should be an inspiration to you all! The Celtic Music Club of South Australia Inc. dances continue to be a success and the interaction between musicians and dancers alike is rewarding and enjoyable!

Pat Organ regularly leads the music as he has done for many years with Liam Flynn ably taking over when Pat is unable to attend. Both are extraordinary musicians and we are lucky to have them. Special mention goes out to the musicians who attend and play on stage. Tony Gill and Terry Hewton do the lion's share of the dance calling.

I'd like to express my appreciation for all those who take a turn at leading – the Monday sessions would not work without you. Thanks also to those who help set up and clean up after the sessions and the dances. Your help is much appreciated! Without our volunteers the club would not work!

Our members give generously of their time and effort to make the Celtic Music Club the enjoyable experience it is. We look forward to seeing some newer members and encourage you to come along and have some fun!

Hope to see you soon!

Bush Dance Book:

In 2017 A book of Celtic Music Club Bush Dances was put together for the enjoyment of its members for the bush dance which falls in the third Saturday of each month. This will support the musicians and the caller to coordinates the dances for the enjoyment of the dances. A program of 42 dances was considered with 14 extra set dances for the future. Thanks to: to the following persons for their support, Allen Vaisham: Ted Flaherty: Ben Brown: Alan King: Tony Gill: Pat Organ: Tori Nguyen: Ann Pritchard. Terry Hewton.

The C.M.C. Bush Dance are held at the Irish Australian Association hall, Carrington Street, Adelaide since 1973. The C.M.C. Bush dance book was conceived one night during a bush dance, when the caller asked for the music from the musicians, who were unsure on which set of tunes to play for the dance. As we were getting low on callers due to ill health; there developed a need to train new callers. I decided there was a need for the Dance Book. Where there were several versions of the one tune, we choose the one most suitable for the dance, where there were alternate names, the most common was used. The tunes came from *The Begged Browed & Stolen* courtesy of the South Australian Celtic Music Club. I realise I can't please everyone, I will probably have "incorrect versions" and "mistakes". I would be delighted to hear from anyone with helpful advice, corrections, etc.

Regards

Vincent McStraw
Vincent McStraw

www.cmcadelaide.com

SECRET

1. This document contains information which is classified as SECRET and is intended for the use of the following personnel only:

2. The information contained herein is to be controlled and disseminated in accordance with the provisions of the Security Information Regulations, and is to be kept under the same level of protection as the information from which it was derived.

3. This information is to be controlled and disseminated in accordance with the provisions of the Security Information Regulations, and is to be kept under the same level of protection as the information from which it was derived.

4. This information is to be controlled and disseminated in accordance with the provisions of the Security Information Regulations, and is to be kept under the same level of protection as the information from which it was derived.

5. This information is to be controlled and disseminated in accordance with the provisions of the Security Information Regulations, and is to be kept under the same level of protection as the information from which it was derived.

SECRET

SECRET

6. This information is to be controlled and disseminated in accordance with the provisions of the Security Information Regulations, and is to be kept under the same level of protection as the information from which it was derived.

7. This information is to be controlled and disseminated in accordance with the provisions of the Security Information Regulations, and is to be kept under the same level of protection as the information from which it was derived.

SECRET

SECRET

SECRET

Celtic Music Club Bush / Ceili Dance Book

INDEX

1. Arches	25
2. Birdie Dance	34
3. Circassian Circle	2
4. Circle Dance	21
5. Country Waltz	36
6. Cumberland Square Eight	32
7. Cumberland Reel	22
8. Drongo	39
9. Flirtation	41
10. Flying Pieman	28
11. Gallopade	3
12. Gay Gordons	4
13. Grand March	31
14. Happy Birthday	42
15. Haymakers Jig	15
16. Heel & Toe Polka	33
17. Hokey Pokey	35
18. Hornpipes	13
19. If you Are Happy	42
20. Kerry Polkas	12
21. Lucky Sevens	24
22. Military Two Step	1
23. Old Time Waltz	8
24. Oranges & Lemons	27
25. Oxo Reel	20
26. Postie Jig	29
27. Pride of Erin	37
28. Reel of Eight	30
29. Sicilian Circle	7
30. Siege of Ennis	6
31. Six Hand Progressive Reel	10
32. Stock Yards	19
33. Strip the Willow	14
34. Swedish Masquerade	18
35. Sweets of May	38
36. Swing Waltz	16
37. Tempest	23
38. Thandy You Gander	11
39. Tipperary Taxi	26
40. Walls of Limerick	17
41. Waves of Tory	9
42. Yellow Cat Jig	5

Celtic Music Club Bush / Ceili Dance Book

Extra Set Dances

		71	Black Wattle Reel
		72	Chain Double Quad
K	Black Wattle Reel	73	Circle Waltz
L	Chain Double Quad	74	Dashing White Sargent
I	Circle Waltz	75	Evening Three Step
N	Dashing White Sargent	76	Four Sister Barn
J	Evening Three Step	77	Goat's Fell Gallop
G	Four Sister Barn	78	Gypsy Tap
H	Goat's Fell Gallop	79	New Parliament House Jig
E	Gypsy Tap	80	Round the House & Mind the Dresser
F	New Parliament House Jig	81	Spanish Waltz
C	Round the House & Mind the Dresser	82	Waltz Country
A	Spanish Waltz	83	Waterfall Waltz
M	Waltz Country	84	Willow Tree
D	Waterfall Waltz	85	
B	Willow Tree	86	
		87	
		88	
		89	
		90	
		91	
		92	
		93	
		94	
		95	
		96	
		97	
		98	
		99	
		100	
		101	
		102	
		103	
		104	
		105	
		106	
		107	
		108	
		109	
		110	
		111	
		112	
		113	
		114	
		115	
		116	
		117	
		118	
		119	
		120	
		121	
		122	
		123	
		124	
		125	
		126	
		127	
		128	
		129	
		130	
		131	
		132	
		133	
		134	
		135	
		136	
		137	
		138	
		139	
		140	
		141	
		142	
		143	
		144	
		145	
		146	
		147	
		148	
		149	
		150	
		151	
		152	
		153	
		154	
		155	
		156	
		157	
		158	
		159	
		160	
		161	
		162	
		163	
		164	
		165	
		166	
		167	
		168	
		169	
		170	
		171	
		172	
		173	
		174	
		175	
		176	
		177	
		178	
		179	
		180	
		181	
		182	
		183	
		184	
		185	
		186	
		187	
		188	
		189	
		190	
		191	
		192	
		193	
		194	
		195	
		196	
		197	
		198	
		199	
		200	

Dance	Type	Tunes / Set	Set#
Postie Jig	Jig	Lannigan's Ball/Top of Cork Road/Tripping Up Stairs	29
Pride of Erin	Waltz	Rose of Aranmore / Snowy Breasted Pearl	37
Reel Of Eight	Reel	Silver Spear / Father Kelly / Miss Monaghan	30
Sicilian Circle	Jig	Ships in Full Sail (G) / Cooley's (G) / Maid on the Green (G) or Black Thorn Stick	7
Siege of Ennis	Polka	The Siege of Ennis (G) / The Rose Tree (D) / The Bog Down in the Valley (G)	6
Stockyards	Polka	Pat Organs 1 / 2 / 40 Pound Float Set.	19
Strip the Willow	Jig	Muckin' of GB (D)/Cock of N (D)/100 Pipers (G) (All in 6/8)	14
Swedish Masquerade	March / Waltz / Polka	Swedish Masquerade Set March / Waltz / Polka	18
Sweets of May	Set Dance	Sweets of May Set	38
Swing Waltz	Waltz	Genevieve's Waltz (G) Send a Letter to my Mother Set (G)	16
Thandy You Gander	Jig	Dingle Regatta / Flying Pieman / 40 bars	11
The Arches	Line	Dashing White Sargent/Staten Island/Gallopade	25
The Drongo	Fun Dance	Rakes of Mallow (G)/ Pat Organs Set	39
The Flirtation	Polka	Sweeney's / Scatter Glen / St Mary Set	41
The Gallopade	Polka	Rakes of Mallow (G)/Davy Nick-Knack (G)/Soldier's Joy (D) or Pat Organs Set	3
The Gay Gordons	March	Scotland the Brave (G) / Kapunda Rifle Schottische (G)	4
The Tempest	Polka	Nancy: Siege of Ennis Sets	23
Tipperary Taxi	Waltz	The Green Glens of Antrim (G) / Boys of the County Armagh (G) / Daisy Bell (G)	26
Walls of Limerick	Reel	Glenallen (G) / Sally Gardens (G) / The Swallow Tail	17
Waves of Tory	Polka and Reel	The Spanish Lady (D) / The Waves of Tory (D) / Marie's Wedding (Am)	9
Waltz Country Dance	Waltz	Sweet Forget Me Not / Come Back Paddy Riley	36
Yellow Cat Jig	Jig	The Blackthorn Stick (G) / Rakes of Kildare (Am) / Haste to the Wedding (D)	5

Dance	Type	Tunes / Set	Set#
6 Hand Progressive	Reel	Rakes Of Mallow Set / Glen Allen Set	10
Birdie Dance	Fun dance	Birdie Dance Set	34
Circassian Circle	Polka	Pat Organ's 1 (D/Em) / Pat Organ's No 2 (Em) / £40 Float (D) Black Thorn Stick Set	2
Circle Dance	Polka	Paddy Fitzgerald's Set 1;2;3;	21
Country Waltz	Waltz	Sweet Forget Me Not / Come Back Paddy Riley / Spencil Hill	35
Cumberland Reel	Reel	Glen Allen / Sally Gardens / Swallow Tail	22
Cumberland Square Eight	Reel	Glen Allen / Sally Gardens / Swallow's Tail Set	32
Grand March	March	Scotland The Brave / Kapunda Rifle Schottische	31
Happy Birthday	Greetings	Happy Birthday/ Jolly Good fellow / Born So Beautiful	42
Haymakers Jig	Jig	Merrily Kiss the Quakers Wife Set: Battering Ram	15
Heel & Toe Polka	Polka	Brown Jug Polka Jenny Lind / Tell Me Ma Set	33
Hockey Pokey	Fun dance	Hockey Poky Set	35
Hornpipes	Free Style	The Boys of Blue Hill (D) / Harvest Home (D) Off to California Set	13
If Your Happy and you Know It	Fun Dance	Australian Version	40
Kerry Polkas	Polka	Kerry Polka (D) / Kerry Polka (G) / Britches Full of Stitches (A)	12
Lucky Sevens	Jig and Polka	Lannigan's Ball / top of Cork Road / Tripping up the Stairs	24
Military Two Step	March	Roddy Mc Corley (G) / The Mountains of Pomeroy (G) / The Centenary March (D)	1
Old Time Waltzes	Waltz	The Green Glens of Antrim (G) / Boys of the County Armagh (G) / Daisy Bell (G)	8
Orange & Lemons	Circle Polka Dance	Church Street / Denis Murphy's / New York Girls	27
OXO Reel	Reel	Joe Burks; Over the Ocean / Saddle the Pony or Pat Organs Set,	20

Dance	Type	Tunes / Set	Set#
Circassian Circle	Polka	Pat Organ's 1 (D/Em) / Pat Organ's No 2 (Em) / £40 Float (D) or Black Thorn Stick Set	2
Circle Dance	Polka	Paddy Fitzgerald's Set 1,2,3;	21
Heel & Toe Polka	Polka	Brown Jug Polka Jenny Lind / Tell Me Ma Set	33
Kerry Polkas	Polka	Kerry Polka (D) / Kerry Polka (G) / Britches Full of Stitches (A)	12
Orange & Lemons	Polka (Circle Dance)	Church Street / Denis Murphy's / New York Girls	27
Siege of Ennis	Polka	The Siege of Ennis (G) / The Rose Tree (D) / The Bog Down in the Valley (G)	6
Stockyards	Polka	Pat Organs 1 / 2 / Forth Pound Float Set;	19
The Flirtation	Polka	Sweeney's / Scatter Glen / St Mary Set	40
The Gallopade	Polka	Rakes of Mallow (G) / Davy Nick-Knack (G) / Soldier's Joy (D) or Pat Organs Set 1 / 2 / Forth Pound Float	3
The Tempest	Polka	Nancy: Siege of Ennis Sets	23
Waves of Tory	Polka and Reel	The Spanish Lady (D) / The Waves of Tory (D) / Marie's Wedding (Am)	9
6 Hand Progressive	Reel	Rakes Of Mallow Set / Glen Allen Set	10
Cumberland Reel	Reel	Glen Allen / Sally Gardens / Swallow Tail	22
Cumberland Square Eight	Reel	Glen Allen / Sally Gardens / Swallow's Tail Set	32
OXO Reel	Reel	Joe Burk / Over The Ocean / Saddle the Pony or Pat Organs 1 / 2 / Forth Pound Float Set,	20
Reel Of Eight	Reel	Silver Spear / Father Kelly / Miss Monaghan	29
Walls of Limerick	Reel	Glenallen (G) / Sally Gardens (G) / The Swallow Tail (D)	17
Sweets of May	Set Dance	Sweets of May Set	37
Country Waltz	Waltz	Sweet Forget Me Not / Come Back Paddy Riley / Spencil Hill	36
Old Time Waltzes	Waltz	The Green Glens of Antrim (G) / Boys of the County Armagh (G) / Daisy Bell (G)	8
Pride of Erin	Waltz	Rose of Aranmore / Snowy Breasted Pearl	36
Swing Waltz	Waltz	Genevieve's Waltz (G) Send a Letter to my Mother Set (G)	16
Tipperary Taxi	Waltz	The Green Glens of Antrim (G) / Boys of the County Armagh (G) / Daisy Bell (G)	26

Dance	Type	Tunes / Set	Set#
Hornpipes	Free Style	The Boys of Blue Hill (D) / Harvest Home (D) Off to California Set	13
Birdie Dance	Fun Dance	Birdie Dance Set	34
Hockey Pokie	Fun Dance	Hockey Poky Set	35
If Your Happy and you Know It	Fun Dance	Australian Version	40
The Drongo	Fun Dance	Rakes of Mallow (G)/ Pat Organs Set	38
Happy Birthday	Greetings	Happy Birthday/ Jolly Good fellow / Born So Beautiful	42
Haymakers Jig	Jig	Merrily Kiss the Quakers Wife Set: Battering Ram	15
Lucky Sevens	Jig and Polka	Lannigan's Ball / Top of Cork Road / Tripping up the Stairs	24
Postie Jig	Jig	Lannigan's Ball / Top of Cork Road / Tripping Up Stairs	28
Sicilian Circle	Jig	Ships in Full Sail (G) / Cooley's (G) / Maid on the Green (G) or Black Thorn Stick	7
Strip the Willow	Jig	Muckin' of GB (D)/Cock of N (D)/100 Pipers (G) (All in 6/8)	14
Thandy You Gander	Jig	Dingle Regatta / Flying Pieman / 40 bars	11
Yellow Cat Jig	Jig	The Blackthorn Stick (G) / Rakes of Kildare (Am) / Haste to the Wedding (D)	5
The Arches	Line	Dashing White Sargent / Staten Island / Galopede	25
Grand March	March	Scotland The Brave / Kapunda Rifle Schottische	30
Military Two Step	March	Roddy Mc Corley (G) / The Mountains of Pomeroy (G) / The Centenary March (D)	1
Swedish Masquerade	March / Waltz / Polka	Swedish Masquerade Set March / Waltz / Polka	18
The Gay Gordons	March	Scotland the Brave (G) / Kapunda Rifle Schottische (G)	4

Waltz Tunes:

Pride of Erin needs to be done to smooth, slow, waltz time tunes that fit into a 32 bar sequence (with or without repeats).

Here are my suggestions:-

- NB.** 1. Aran Boat Song with 2. Starry Night in Shetland.
19. Elsey's Waltz 20. Warksburn Waltz
22. Genevieve's Waltz 23. Send a Letter to my Mother
89. Rose of Aranmore 90. Snowy Breasted Pearl
91. Rose of Tralee 92. Mountains of Mourne

- BBS.** 5. Bonnie Doon 4. South Wind
96. Si Beg Si Mor 98. For Ireland I'll not call her name.
(As a Waltz not an Air)
Wild Rover and Black Velvet Band
When Irish Eyes Are Smiling.
The Homes of Donegal and Far Away in Australia
Sweet Rosie O'Grady and Peggy O'Neill

1991.11.15

Dear Mr. ...

...

...

...

(...)

...

...

...

...



62. RODDY McCORLEY.

Musical score for 'RODDY McCORLEY'. The piece is in G major and 2/4 time. It consists of four staves of music. The first staff begins with a treble clef, a key signature of one sharp (F#), and a 2/4 time signature. The melody is written on a single staff with various note values and rests. Chord symbols are placed above the staff: G, C, G, C, G, C, G, C, G, C, G. The second staff continues the melody with chord symbols C, G, C, D, G, C, G. The third staff continues with chord symbols C, D, G, C, G. The piece concludes with a double bar line and repeat dots.

63. MOUNTAINS OF POMEROY.

Musical score for 'MOUNTAINS OF POMEROY'. The piece is in G major and 2/4 time. It consists of four staves of music. The first staff begins with a treble clef, a key signature of one sharp (F#), and a 2/4 time signature. The melody is written on a single staff with various note values and rests. Chord symbols are placed above the staff: G, C, G, Am, C, D, G. The second staff continues the melody with chord symbols C, G, C, G, G. The third staff continues with chord symbols C, G, C, D, G, C. The fourth staff continues with chord symbols G, C, G. The piece concludes with a double bar line and repeat dots.

64. THE CENTENARY MARCH.

Musical score for 'THE CENTENARY MARCH'. The piece is in G major and 2/4 time. It consists of four staves of music. The first staff begins with a treble clef, a key signature of one sharp (F#), and a 2/4 time signature. The melody is written on a single staff with various note values and rests. Chord symbols are placed above the staff: D, A. The second staff continues the melody with chord symbols D, G, D, D. The third staff continues with chord symbols G, D, A, D. The fourth staff continues with chord symbols G, D, A, D. The piece concludes with a double bar line and repeat dots.

Military two step

(Partners in circle, man inside)

Tunes:

- 1) Step out and in ...2 3 4
- 2) Forward ...2 3 4 turn
- 3) Step out and in ...2 3 4
- 4) Forward ...2 3 4 face
- 5a) Kick left 1 2
- 5b) Kick right 1 2
- 6) Turn partners under ...2 3 4
- 7) Waltz ...5 6 7 8

35. PAT HORGAN'S #1

D G A D

G A D Em D

Em G D Em

36. PAT HORGAN'S #2.

Em D Em D Em D

Em D Em Em

G D Em D Em

37. £40 FLOAT.

D G D G A D G

D A D D G D G A

D G D A D

Circassian Circle

2	Circassian Circle	Progressive. All the couples facing each other around the-line-of-dance. Men on left, ladies on right.
A1	Right and Left Through Right and Left Back	The couples change places with 8 steps. Pass the opposite couple by the right shoulder, ladies advance and move in front and to the left of their partners. The men allow the the ladies to get ahead and move to the right. When on the opposite side of the set, all turn around clockwise to face inwards. Repeat back to original places.
A2	Set to Partner Swing Partner	Slight jump onto right foot, bring left foot up to right and transfer weight to left toes then fall back on to right foot. Repeat to the left. Short swing with partner.
B1	Ladies Chain Chain Back	Ladies change places taking right hands as they pass, then taking the opposite man's left hand, he puts his right hand on her waist and turns her around him anti-clockwise. Ladies chain back.
B2	Promenade Right and Left	Couples in a promenade hold pass the other couple to the right and then back to their left to face a new couple.
-	32 bar Jigs or Reels AABB .If doing both parts use jigs for part 1 and reels for part 2.	This is the first part of the Circassian Circle, when everyone has done a circuit they can form one big circle and then do the Big Circle Dance.

53. RAKES OF MALLOW.

Musical score for "Rakes of Mallow" in G major, 2/4 time. The score consists of three staves of music. The first staff begins with a treble clef, a key signature of one sharp (F#), and a 2/4 time signature. The melody is written in eighth and sixteenth notes. Chord symbols G, D, and G are placed above the first, second, and third measures respectively. The second staff continues the melody with chord symbols C, D, G, G, and D above the first five measures. The third staff concludes the piece with chord symbols G, C, D, and G above the first four measures, ending with a double bar line and repeat dots.

54. DAVY KNICK-KNACK.

Musical score for "Davy Knick-Knack" in G major, 2/4 time. The score consists of three staves of music. The first staff begins with a treble clef, a key signature of one sharp (F#), and a 2/4 time signature. The melody is written in eighth and sixteenth notes. Chord symbols G, D, and G are placed above the first, second, and third measures respectively. The second staff continues the melody with chord symbols C, D, G, G, and D above the first five measures. The third staff concludes the piece with chord symbols G, C, D, and G above the first four measures, ending with a double bar line and repeat dots.

55. SOLDIER'S JOY.

Musical score for "Soldier's Joy" in D major, 2/4 time. The score consists of three staves of music. The first staff begins with a treble clef, a key signature of two sharps (F# and C#), and a 2/4 time signature. The melody is written in eighth and sixteenth notes. Chord symbols D, A, and D are placed above the first, second, and third measures respectively. The second staff continues the melody with chord symbols A, D, D, A, and D above the first five measures. The third staff concludes the piece with chord symbols A, D, A, D, A, and D above the first six measures, ending with a double bar line and repeat dots.

Galopede:

Rake of Mallow Set:

1 Galopede

Longways sets for 6-8 couples.

A1 Advance + Retire
Pass by Right

4 skip steps in + 4 steps out.
Pass by Right shoulder 8 steps to finish in
opposite line facing in.

A2 Advance + Retire
Pass by Left

ditto by Left shoulder to finish in original place.

B1 Spin Partner

All Short Arm spin.

B2 Top Couple Spin

Top couple only spin down set, finish at bottom,
others move up 1 place and clap.

- 32 bar 2/4 Reel AABB

Revived dance, similar to version collected
by *Cecil Sharp*.

Vince Mc Straw

INESHEER folk

Scotland the Brave

Musical score for 'Scotland the Brave' in 4/4 time, key of D major. The score consists of five staves of music. The first staff begins with a treble clef, a key signature of one sharp (F#), and a 4/4 time signature. The melody is characterized by eighth and sixteenth notes, with some triplet-like patterns. The second staff continues the melody with similar rhythmic patterns. The third staff features a more active bass line with eighth notes. The fourth and fifth staves complete the piece with a final cadence.

Kapunda Schottische

Musical score for 'Kapunda Schottische' in 4/4 time, key of D major. The score consists of six staves of music. The first staff begins with a treble clef, a key signature of one sharp (F#), and a 4/4 time signature. The melody is composed of eighth and sixteenth notes. The second staff continues the melody. The third and fourth staves feature a more active bass line with eighth notes and some triplet-like patterns. The fifth and sixth staves complete the piece with a final cadence.

Gay Gordons

Military two step

Tunes:

(Ball room pattern, promenade hold. Start on left foot, partners facing anticlockwise.)

1) Four steps forward ...2 3 4

2) Turn, four steps backwards ...2 3 4

3) Repeat steps 1&2 going clockwise ...5 6 7 8

4) Man turns lady under arm, walk forward 5 6 7 8

5) Ballroom hold, Polka for 5 6 7 8

7. BLACKTHORN STICK

G C G C G C Am D G C

G C G D G G

G Em C D G C G C G D G

Detailed description: This block contains the musical notation for 'Blackthorn Stick'. It consists of three staves of music in G major, 6/8 time. The first staff has a treble clef and a key signature of one sharp (F#). The melody is written in eighth notes. Chords are indicated above the staff. The second staff continues the melody with a repeat sign. The third staff concludes the piece with a double bar line and repeat dots.

8. RAKES OF KILDARE.

Am G Am

G Em Am Am. G

Am G Em Am G

Am C G Em Am

Detailed description: This block contains the musical notation for 'Rakes of Kildare'. It consists of four staves of music in G major, 6/8 time. The first staff has a treble clef and a key signature of one sharp (F#). The melody is written in eighth notes. Chords are indicated above the staff. The second staff continues the melody with a repeat sign. The third staff includes a first ending bracket labeled '1.' and a second ending bracket labeled '||2.'. The fourth staff concludes the piece with a double bar line and repeat dots.

9. HASTE TO THE WEDDING.

D G D A D

G D A D D G D

A D G D A G A D

Detailed description: This block contains the musical notation for 'Haste to the Wedding'. It consists of three staves of music in G major, 6/8 time. The first staff has a treble clef and a key signature of one sharp (F#). The melody is written in eighth notes. Chords are indicated above the staff. The second staff continues the melody with a repeat sign. The third staff concludes the piece with a double bar line and repeat dots.

Yellow Cat Jig

Music: 32bar

Step:

				Author/Track
1 -	4	All walk L		
- 8	4	All walk R	(holding hands)	
		W tap sh of M in front & M turns	(single file)	
	4	B to B	(progressed)	
- 16	4	Swing ptrn	(new ptrn)	
	4	Prom, form circle		
24	4	All A&R		
	4	W A&R		
- 32	4	M A& retire to R of (new) ptrn, behind them, end L of ptrn		
- x	32	Repeat		

Sketch: Walk L, R; BtoB, swing; Prom, A&R; W, M.
Yellow Cat Jig

44. SIEGE OF ENNIS.

b

Musical score for 'Siege of Ennis' in G major, 2/4 time. The score consists of four staves of music. The first staff begins with a treble clef, a key signature of one sharp (F#), and a 2/4 time signature. The melody is written in eighth and sixteenth notes. Chords are indicated above the staff: G, D, C, G. The second staff continues the melody with chords C, D, G, G, C, G, Em. The third staff has chords G, C, C, D, C, C, D, C, G. The fourth staff has chords G, Em, G, D, G.

45. ROSE TREE.

Musical score for 'Rose Tree' in D major, 2/4 time. The score consists of three staves of music. The first staff begins with a treble clef, a key signature of two sharps (F# and C#), and a 2/4 time signature. The melody is written in eighth and sixteenth notes. Chords are indicated above the staff: D, D, G, A, D. The second staff has chords G, A, D, D, G. The third staff has chords A, D, G, A, D.

46. BOG DOWN IN THE VALLEY.

Musical score for 'Bog Down in the Valley' in G major, 2/4 time. The score consists of three staves of music. The first staff begins with a treble clef, a key signature of one sharp (F#), and a 2/4 time signature. The melody is written in eighth and sixteenth notes. Chords are indicated above the staff: G, C, G, D, G, C. The second staff has chords G, D, G, G, D, G, D, G, C, D. The third staff has chords G, D, G, D, G, C, G.

SIEGE OF ENNIS

DOUBLE SICILLIAN, 2 COUPLES IN LINE FACE SIMILAR LINE OF 4.

Men put lady on their RIGHT.

1. LINES ADVANCE AND RETIRE....5 6 7 8.

2. REPEAT....5 6 7 8.

3. COUPLES TAKE BARN DANCE HOLD, (man puts right arm over her shoulder and holds her right hand, left hands hold.

4. SIDE STEP ALONG THE LINE PAST EACH OTHER. 1234.

(COUPLE ON THE LEFT MOVE IN FRONT OF THE COUPLE ON THE RIGHT.)

5. COUPLES MARK TIME FOR 4 COUNTS..1 2 3 4.

6. COUPLES RETURN...(LEFT COUPLE IN FRONT OF RIGHT), AND MARK TIME FOR 4 COUNTS....5 6 7 8

7. SPIN THE PERSON OPPOSITE BY THE LEFT AND BY THE RIGHT...8+8.

8. ADVANCE AND RETIRE...5 6 7 8.

9. ADVANCE AND PASS THROUGH...5 6 7 8.

24. The Green Glens of Antrim

Far a - cross yon-der blue lies a true fair-y land With the sea ripp-ling ov - er the shing-
 - le and sand Where the gay ho-ney - suck - le is lur - ing the bee And the green glens of
 Ant-rim are call - ing to me If onl - y you knew how the lamp of the moon
 Turns a blue ir-ish bay to a sil - ver lag - oon You'd im - ag - ine the pic - ture of heaven
 it would be Where the green glens of Ant-rim are call - ing to me

25. The Boys of County Armagh

There's one fair coun-ty in Ire-land With mem-'ries so glor-ious and grand Where
 na-ture has lav-ished its beaut-y In the orch-ards of Er-in's green land I love it's cath-
 - ed-er-al ci-ty Once found-ed by Pat-rick so true And it bears in the heart of it's bos-om
 The ash - es of Bri - an Bo - ru It's my own Ir - ish home
 Far a - cross the foam Alth - ough I've oft times left it In for - eign
 lands to roam No mat - ter where I wan - der Through cit - ies near or
 far My heart is at home in old Ire-land In the Coun-ty of Ar - magh

Old Time Waltz

Music: Green Glens of Antrim Set

1. Take your partner in your arms in a classic dance stance with your right hand on her waist and your left hand in her right hand. Her left hand should be on your right shoulder. This will feel pretty natural because you have seen it done many times. As you dance this waltz, she will follow you doing the mirror image of what you are doing.
2. Listen to the music for a couple of moments and get the 1-2-3 beat in your mind. Then, on a first beat, step forward one step with your left foot. In the "mirror," your partner will be stepping back one step with her right foot. Got it so far?
3. On the next beat, step forward and to the right with your right foot. Your right foot should make a bit of an upside-down "L" shape to get there. Again, your partner should move her left foot back and to the left so at the end of the step, you are still facing each other.
4. Shift your weight to your right foot without moving your left. It's just a gentle leaning movement.
5. Now, on the third beat, slide your left foot over to your right and you will be standing with your feet together. Again, your partner should be mirroring your steps. Now you will look like you did right at the beginning.
6. Now, on the fourth beat of six, step back one step with your right foot. Your partner should be stepping forward with her left.
7. On the fifth beat of the music, step back and to the left with your left foot, then shift your weight to your left foot.
8. On the sixth and final beat of this dance step, slide your right foot forward until your two feet are together. Again, you and your partner should be back together, feet together, facing one another just like right before you started.
9. Now, you start again just like step 2 with stepping one step forward with your left foot, only turn both you and your partner about 1/4 turn to the left. Then repeat the pattern again.

Vince Mc Straw

INESHEER

107. Spanish Lady

Musical score for 'Spanish Lady' in D major, 4/4 time. The score consists of four staves of music. The first two staves are the main melody, and the last two are a guitar accompaniment. Chords are indicated by letters D, G, A, and G above the notes.

108. Waves of Tory

Musical score for 'Waves of Tory' in D major, 4/4 time. The score consists of four staves of music. The first two staves are the main melody, and the last two are a guitar accompaniment. Chords are indicated by letters D, G, and A above the notes.

109. Marie's Wedding

Musical score for 'Marie's Wedding' in D major, 4/4 time. The score consists of four staves of music. The first two staves are the main melody, and the last two are a guitar accompaniment. Chords are indicated by letters D, G, and A above the notes.

Waves of Tory

(Line sets, seven couples)

Tunes:

1) IN2 3

2) BACK2 3

3) CROSS OVER 2 3 4 5 6 7

4) REPEAT

5) SPIN BY THE RIGHT ...6 7

6) SPIN BY THE LEFT ...6 7

7) CAST OFF FORM ARCH REFORM SET 15 1

8) WAVES 32 BAR

9) New top couple, man turns lady under his arm.
They go under arch of 2nd couple, over 3rd ect.
Turn at bottom & back to starting place.

53. RAKES OF MALLOW.

Musical notation for 'Rakes of Mallow' in G major, 2/4 time. The piece consists of three staves of music. The first staff begins with a treble clef, a key signature of one sharp (F#), and a 2/4 time signature. The melody is written in eighth and sixteenth notes. Chords G, D, and G are indicated above the first three measures. The second staff continues the melody with chords C, D, G, G, and D. The third staff concludes the piece with chords G, C, D, and G.

54. DAVY KNICK-KNACK.

Musical notation for 'Davy Knick-Knack' in G major, 2/4 time. The piece consists of three staves of music. The first staff begins with a treble clef, a key signature of one sharp (F#), and a 2/4 time signature. The melody is written in eighth and sixteenth notes. Chords G, D, and G are indicated above the first three measures. The second staff continues the melody with chords C, D, G, G, and D. The third staff concludes the piece with chords G, C, D, and G.

55. SOLDIER'S JOY.

Musical notation for 'Soldier's Joy' in G major, 2/4 time. The piece consists of three staves of music. The first staff begins with a treble clef, a key signature of one sharp (F#), and a 2/4 time signature. The melody is written in eighth and sixteenth notes. Chords D, A, and D are indicated above the first three measures. The second staff continues the melody with chords A, D, D, A, and D. The third staff concludes the piece with chords A, D, A, D, A, and D.

6 Hand Progressive Reel

Music: Rakes of Mallow Set (Polka)

Formation 3 facing Three = set of 6 can be 1 male - 2 ladies: or 2 ladies - 1 male: or 3 ladies / mem

O X O

O X O

All join right hand in the middle of the set and do a right hand star for 8 beats

turn, join left hand and do a left hand star 8 beats

All join hands circle to the left for 8 bars turn

and circle right back to place for 8 bars

Person in the middle lifts their left arm: person on the right follows through under their arm, turning the middle person to their left.

Then the person in the middle lift their right arm are passing the person their left thought under their arm,

Set of three line up as before

Lines of three advance and retire for 4 beat drop arms and clap hands and moving through to next set by the right shoulder.

Vince mc Straw

Dingle Regatta

Musical score for "Dingle Regatta" in G major, 6/8 time. The score consists of four systems of two staves each. Chord progressions are indicated above the notes. Measure numbers 7, 13, and 19 are marked at the beginning of their respective systems.

Chord progressions:
System 1: G, D7, G
System 2: D7, G, G, D7, G, Em, Am, D7, G
System 3: G, D7, G, Em, Am7, D7, G, G
System 4: Am, D7, G, G, D7, G

Going to the Well / Kaiser Slide

Musical score for "Going to the Well / Kaiser Slide" in G major, 6/8 time. The score consists of three systems of two staves each. Chord progressions are indicated above the notes. Measure numbers 8 and 13 are marked at the beginning of their respective systems.

Chord progressions:
System 1: D, G, Em, A, D, A7
System 2: D, D, A, Bm, A
System 3: G, D, Em, A7, D

Thady You Gander

Music:

2 Thady You Gander

Longways sets of 4 couples.

A1 Top Couple, down the set

Top couple skip down the inside of the set, lady turns under and returns up the outside of the Man's line, Man returns up the outside of the Ladies line. The Lady is now where the man was and the Man is in the Ladies place. Others clap.

A2 Lady Leads

Top Lady turns to the first man in the line, taps him on the shoulder and leads the the 3 men around the other line and back to place. Others clap.

A3 Man Leads

Top Man turns to the first lady in the line, gives her a nod and a wink and leads the the 3 ladies around the other line and back to place. Others clap.

B1B2 Strip the Willow

Top couple strip the willow, right arm to partner, left to the line down to the bottom of the set. Others all move up one place, ready to start again.

- 40 bar tunes AAABB

*** New top couple should listen and wait for the change. ***

A Playford dance, pre 1650.

Note tune has 3A's + 2 B's to fit the Stripping.

37. Kerry Polka #1

Musical notation for Kerry Polka #1, consisting of two staves of music in 2/4 time with a key signature of one sharp (F#).

38. Kerry Polka #2 in G

Musical notation for Kerry Polka #2 in G, consisting of two staves of music in 2/4 time with a key signature of two sharps (F# and C#).

39. Kerry Ploka #3 Britches full of Stitches

Musical notation for Kerry Ploka #3 Britches full of Stitches, consisting of two staves of music in 2/4 time with a key signature of one sharp (F#).

40. Kerry Polka #4 Tournmore

Musical notation for Kerry Polka #4 Tournmore, consisting of four staves of music in 2/4 time with a key signature of one sharp (F#).

41. Kerry Polka #5 Francis #1

Musical notation for Kerry Polka #5 Francis #1, consisting of two staves of music in 2/4 time with a key signature of one sharp (F#).

42. Kerry Polka #6 Francis #2

Musical notation for Kerry Polka #6 Francis #2, consisting of two staves of music in 2/4 time with a key signature of one sharp (F#).

FIRST 4 ONLY

North Kerry Set (Polka) 162 bars
Music: Kerry Polka set 1 to 0

- 1 **First Figur – The Star**
Quarter house: Taking waltz hold, all couples dance 2 bars in place then turn 2 bars on to the next place on their R. They repeat this 4 bar movement into each place and back home. 16 bars
- 2 *Top couples:*
R and L hand star: dancers take R hands in the centre and wheel clockwise for 4 bars, turn inwards, take L hands and wheel back to place. 8 bars
Swing partners with waltz hold. 8 bars
- 3 **Quarter house.** 16 bars
- 4 *Side couples star and swing.*
Quarter house. 32 bars
- 5 *Top couples star and swing.*
Quarter house. 32 bars
- 6 *Side couples star and swing.*
Quarter house. 32 bars

Second Figure - Star the Lady (Polka) 162 bars

- 1 **Quarterhouse.** 16 bars
- 2 *1st top couple show the lady:*
House within the set. 8 bars
Slide in towards the centre, dancing 1, 2, 123, and back 2, 123 (4 bars), and dance one turn at home (4 bars). 8 bars
- 3 **Quarterhouse.** 16 bars
- 4 *1st side couple (R of 1st top couple) show the lady.*
Quarterhouse. 32 bars
- 5 *2nd top couple show the lady.*
Quarterhouse. 32 bars
- 6 *2nd side couple show the lady.*
Quarterhouse. 32 bars

Third Figure - Balance and Change (Polka) 162 bars

- 1 **Quarterhouse.** 16 bars
- 2 *Top couples balance and change:* with the same hold, couples face centre and dance in (2 bars) and back (2 bars) and house across to the opposite place (4 bars). They then repeat the whole 8 bar movement back to place. 16 bars
- 3 **Quarterhouse.** 16 bars
- 4 *Side couples balance and change.*
Quarterhouse. 32 bars

5 *Top couples repeat the balance and change.*
Quarterhouse. 32 bars

6 *Side couples repeat the balance and change.*
Quarterhouse. 32 bars

Polka - Polka - Ladies Chain (Polka) 32 bars

1 **Quarterhouse.** 16 bars

2 **Ladies chain:** gents dance in place while ladies take R hands in the centre and wheel round to give L hand to the opposite gent. The lady turns twice clockwise under the gent's L arm while dancing round behind him as he follows her round. Ladies again take R hands in the centre and wheel back to take waltz hold with their partners. 8 bars

3 **Swing.** 8 bars

4 **Quarterhouse.**
Ladies chain.
Swing. 32 bars

5 **Quarterhouse** 16 bars

[Redacted section]

1 **Quarterhouse:** dancing - heel in 2 3, stamp back 2 3, with the stamp on the gent's R and lady's L foot. 16 bars
House around 8 bars

2 **Change partners and quarterhouse:** partners drop hands and ladies dance on to the next gent on the R while the gents dance - heel in 2 3, stamp, back 2 3 (2 bars) to meet the new lady. New partners take waltz hold and turn to the next position R (2 bars). They then dance the last three parts of the quarterhouse movement to arrive back in the gent's place. 16 bars
House around. 8 bars

3 **Change partners and quarterhouse.**
House around. 24 bars

4 **Change partners and quarterhouse.**
House around. 24 bars

5 **Change partners and quarterhouse, with own partners.**
House around. 24 bars

[Redacted section]



72. BOYS OF BLUEHILL.

Musical score for 'Boys of Bluehill' in G major, 4/4 time. The score consists of four staves of music. The first staff begins with a treble clef, a key signature of one sharp (F#), and a 4/4 time signature. The melody is primarily eighth-note based with some triplet figures. Chord symbols are placed above the notes: D, G, A, D, A, D, G. The second staff continues the melody with chords D, G, A, D, A, D. The third staff continues with chords D, G, D, A, D, G. The fourth staff concludes the piece with chords D, G, A, D, A, D, D, [G], D. The piece ends with a double bar line and repeat dots.

73. HARVEST HOME.

Musical score for 'Harvest Home' in G major, 4/4 time. The score consists of four staves of music. The first staff begins with a treble clef, a key signature of one sharp (F#), and a 4/4 time signature. The melody features eighth-note patterns and triplet figures. Chord symbols are placed above the notes: D, G, A, G. The second staff continues with chords D, G, A, D, [A], D. The third staff continues with chords A, G, A. The fourth staff concludes the piece with chords D, G, A, D, [A], D. The piece ends with a double bar line and repeat dots.

Celtic Music Club Bush / Ceili Dance Book

Hornpipe of Choice: Free Style

21. MUCKIN' OF GEORDIE'S BYRE.

Musical notation for 'MUCKIN' OF GEORDIE'S BYRE.' in G major, 6/8 time. The piece consists of three staves of music. The first staff has a treble clef, a key signature of one sharp (F#), and a 6/8 time signature. The melody is written in eighth notes. Above the staff are the chords D, G, A, and D. The second staff contains a first and second ending, with chords G, A, D, D, G, and D. The third staff continues the melody with chords A, D, G, A, and D.

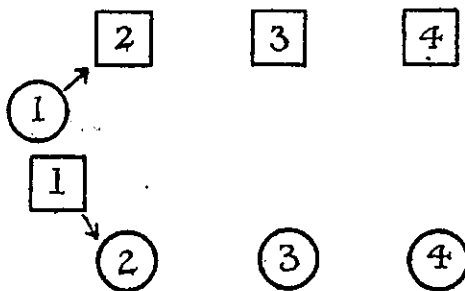
22. DRUMDELGIE.

Musical notation for 'DRUMDELGIE.' in G major, 6/8 time. The piece consists of three staves of music. The first staff has a treble clef, a key signature of one sharp (F#), and a 6/8 time signature. The melody is written in eighth notes. Above the staff are the chords D, G, D, A, and D. The second staff contains a first and second ending, with chords G, A, D, D, D, and G. The third staff continues the melody with chords D, A, D, G, A, and D.

23. CLARE JIG.

Musical notation for 'CLARE JIG.' in G major, 6/8 time. The piece consists of three staves of music. The first staff has a treble clef, a key signature of one sharp (F#), and a 6/8 time signature. The melody is written in eighth notes. Above the staff are the chords G, D, and G. The second staff contains a first ending with chords C, D, G, G, D, C, and G. The third staff continues the melody with chords G, D, C, G, G, D, and G.

No. 7. — STRIP THE WILLOW or DROPS OF BRANDY. Fig.



MUSIC.

DESCRIPTION.

Bars.

- 1-4 First couple turn each other two and a half times, 12 running steps, with the right hands to face second couple (see Fig.).
 - 5-6 First woman turns second man with left hand (6 steps).
 - 7-8 First woman turns her partner with right hand (6 steps).
 - 9-10 First woman turns third man with left hand.
 - 11-12 First woman turns her partner with right hands. And so on till she reaches the bottom of the dance, where she turns her partner with right hand. The first man now goes up the woman's side, turning the bottom woman with left hands, his partner with the right, the woman next to the bottom with left, his partner with right, and so on till he reaches the top of the dance.
- The first couple now turn each other with right hands.
- First woman turns second man with left hand, while
- First man turns second woman with left hand.
- First couple turn each other with right hand.
- First woman turns third man with left hand, while
- First man turns third woman with left hand.
- And so on till they reach the bottom, where they turn with twelve steps one and a half times.
- The figure is now repeated by the second couple.
- Note.*—Running step is used all through this dance when the music is in 9/8 time, three steps to each bar.
- The set remains in the same place by the moving up of each couple as they are turned by the first couple during the last part of dance.

24. BATTERING RAM.

G C G G C D G C

G Em C D G Em G

Em G Em C D G D

G G C D G D G G C D

Detailed description: This block contains the musical score for 'Battering Ram'. It consists of four staves of music in G major and 6/8 time. The first staff begins with a treble clef, a key signature of one sharp (F#), and a 6/8 time signature. The melody is written in eighth and sixteenth notes. Chord symbols are placed above the staff. The second staff continues the melody and includes a repeat sign. The third staff also continues the melody with another repeat sign. The fourth staff concludes the piece with a final cadence.

25. MERRILY KISS THE QUAKER'S WIFE.

G C G D G

C G D G G C G C G

D G C G C G D G G C

G C G D G D C G D G

Detailed description: This block contains the musical score for 'Merrily Kiss the Quaker's Wife'. It consists of four staves of music in G major and 6/8 time. The first staff begins with a treble clef, a key signature of one sharp (F#), and a 6/8 time signature. The melody is written in eighth and sixteenth notes. Chord symbols are placed above the staff. The second staff continues the melody and includes a repeat sign. The third staff also continues the melody with another repeat sign. The fourth staff concludes the piece with a final cadence.

Haymakers Jig.

4/5 couples, line set.

- 1.** All advance for 3 and bow.(4 counts)
- 2.** Retreat.(4 counts)
- 3.** Repeat, advance and retreat.(8 counts)
- 4.** Top man, bottom lady, rt arm swing.(8)
- 5.** Top lady bottom man ditto. (8)
- 6.** Top man bottom lady left arm swing.(8)
- 7.** Top lady bottom man ditto. 8 counts.
- 8.** Ditto 2 arm swing. 16 counts.
- 9.** Ditto Do See Do. 16 counts.
- 10.** Ditto honour your partner. 16 counts.
- 11.** Cast off, 32 counts.

22. Genevieve's Waltz

Musical score for "Genevieve's Waltz" in G major, 3/4 time. The score consists of six staves of music. The first staff begins with a treble clef, a key signature of one sharp (F#), and a 3/4 time signature. The melody is written in eighth and quarter notes. Chords G, D, G, and C are indicated above the first four measures. The second staff contains two first endings, labeled "1." and "2.", with a repeat sign between them. Chords G, D7, and G are indicated above the measures. The remaining four staves continue the melody with various chord progressions: C, G, G, C, G, C, D; C, G, G, C, G, D, G; C, G, G, C, G, C, D7; and G, D, G, C, G, D7, G.

23. Send A Letter To My Mother

Musical score for "Send A Letter To My Mother" in G major, 3/4 time. The score consists of four staves of music. The first staff begins with a treble clef, a key signature of one sharp (F#), and a 3/4 time signature. The melody is written in quarter and eighth notes. Chords G, G, C, G, D, G, G, D are indicated above the measures. The second staff continues with chords G, G, C, G, D7, G. The third staff continues with chords C, G, C, G, D, G, G, D. The fourth staff concludes with chords G, G, C, G, D7, G.

Swing Waltz

Music:

Formation: Couples

Start: Inside hand hold, both facing anticlockwise

Music: 32 bar waltz at 52-54 bars/min (145 beats per minute)

Original choreography: Jack Kennedy, Rockdale, Sydney, 1939

Description: Lawrie-Brown

Bars

- 2 Forward – (3 steps forward and raise inside foot. Start outside foot)
- 2 Backwards – (3 steps back and finish facing partner)
- 2 Waltz solo – (both do one waltz turn and finish holding partners hands)
- 2 Chassez – (2 chassez steps to man's left)
- 2 Other way – (2 chassez steps to mans right, finish side by side with inside hands joined and facing anticlockwise)
- 1 Away – (1 waltz step apart, keeping hands joined)
- 1 Change sides – (lady turns under man's arm and finish facing clockwise)
- 2 Away and change – (finish facing anticlockwise)
- 2 Away and face – (1 waltz step apart then turn and take partners two hands)
- 2 Step kick – (step then kick to man's left then step and kick to mans right)
- 2 Sway – (turn to be back to back. Then sway backwards. Sway forwards. Then turn to face partner again and take two hands)
- 2 Step kick – (step then kick to man's left then step and kick to man's right)
- 2 Lady turn under – (lady turns under man's left arm while he takes 3 steps forward. Finish with man right foot raised and lady left foot raised)
- 2 Lady turn back - (lady turns under mans left arm and man takes 3 steps backwards and crosses to opposite side of his partner)
- 4 Reverse waltz

Vince Mc Straw

81. THE GLENALLEN.

Musical notation for 'The Glenallen' in G major, 4/4 time. The piece consists of four staves of music. The first staff has a treble clef and a key signature of one sharp (F#). The chords are: G, C, D, G. The second staff has chords: Am, C, D, G, G, C. The third staff has chords: G, Am, C, D, G. The music features a mix of eighth and sixteenth notes, with some triplets and slurs.

82. SALLY GARDENS.

Musical notation for 'Sally Gardens' in G major, 4/4 time. The piece consists of three staves of music. The first staff has a treble clef and a key signature of one sharp (F#). The chords are: G, C, D, G. The second staff has chords: G, C, D, G, G. The third staff has chords: C, C, D, G, C, Am, D, G. The music features a mix of eighth and sixteenth notes, with some triplets and slurs.

83. THE SWALLOW'S TAIL.

Musical notation for 'The Swallow's Tail' in G major, 4/4 time. The piece consists of four staves of music. The first staff has a treble clef and a key signature of one sharp (F#). The chords are: Am, G. The second staff has chords: Am, C, Em, G, Am. The third staff has chords: Am, G. The fourth staff has chords: Am, C, Em, G, Am. The music features a mix of eighth and sixteenth notes, with many triplets and slurs.

Walls of Limerick

2 Walls of Limerick

A1 Advance and Retire
Advance and Retire

Progressive Sicilian circle, couple facing couple around the room, men on the left.
Advance and retire, 4 steps in and out.
Change places passing by right shoulders, 8 steps.
Advance and retire, 4 steps in and out.
Change places passing by left shoulders, 8 steps.

A2 Ladies Change Men Change

Ladies change place, passing face-to-face using the Irish steps *Long Sevens* and *Short Threes*.
Men change place, passing back-to-back with *Long Sevens* and *Short Threes*. Couples stay on the other side of the set.

B1 Move Outwards Return to Place

Opposites take right hands and move outwards using *Long Sevens* and *Short Threes*.
Return to place with *Long Sevens* and *Short Threes*.

B2 Spin partners

Spin with partners using the *Irish Pivot Turn*.
Finish with backs to original other couple and facing a new couple.
*** Notice the progression takes place in two stages, first by crossing the set in A2, then finally turning outwards after the spin in B2 ***

- 32 bar Reels AABB

Popular Irish dance. Limerick is a town on the River Shannon

119. Swedish Masquerade

March

Chord progression for the March section: G, D7, G, C, D7, G, D7, G, C.

Waltz

Chord progression for the Waltz section: G, D7, G, D7, G, D7, G, D7, G.

Polka

Chord progression for the Polka section: G, D7, G, D7, G.

First ending: 1. G

Second ending: 2. G

Swedish Masquerade

Circle dance, man inside, hold inside hand facing anticlockwise. Man starts on Left foot and lady starts on Right foot. Walk-Waltz-Polka.)

unes:

March

- 1) March 8 steps forward, pivot on 8th
- 2) March 8 steps clockwise Pivot on 8th

Waltz

- 1) Step away from each other ...2 3 4
- 2a) Step in towards each other ...2 3 4
- 3) Repeat steps (3) and (3a) ...5 6 7 8
- 4) Repeat steps (1) (2) (3, 3a) 16 Beats

Polka

- 5) Polka: short side steps, out and in
- 7) Repeat 16 Beats

35. PAT HORGAN'S #1

D G A D

G A D Em D

Em G D Em

36. PAT HORGAN'S #2.

Em D Em D Em D

Em D Em Em

G D Em D Em

37. £40 FLOAT.

D G D G A D G

D A D D G D G A

D G D A D

THE STOCKYARDS

Circle dance, couples in a circle with men having their partners on their right.

Skip to the left for 8 counts.

Back to the right for 8 counts.

Into the center for 4 counts. Back for 4 counts.

Repeat into the center for 4. Back for 4.

Ladies only into the center for 4 counts. Back for 4.

Men look to the lady on your LEFT. She is your new partner!

Men into the center for 4 counts.

Turn around your left shoulder, face your new partner!

Back to new partner for 4 counts.

Spin new partner by the right arm, 8 counts.

Spin by the left for 8 counts.

Reform the circle, men leave new partner on your right.

10. JOE BURKE'S JIG.

Musical score for "Joe Burke's Jig" in G major, 6/8 time. The score consists of three staves of music. The first staff has a treble clef, a key signature of one sharp (F#), and a 6/8 time signature. The melody is written in eighth notes. The second and third staves continue the melody. Chord symbols are placed above the notes: Am, G, Am, G, Em, Am, Am, G, Am, G, Em, Am.

11. OVER THE OCEANS.

Musical score for "Over the Oceans" in G major, 6/8 time. The score consists of three staves of music. The first staff has a treble clef, a key signature of one sharp (F#), and a 6/8 time signature. The melody is written in eighth notes. The second and third staves continue the melody. Chord symbols are placed above the notes: G, C, D, G, C, D, G, Em, C, D, G, Em, C, D, G.

12. SADDLE THE PONY.

Musical score for "Saddle the Pony" in G major, 6/8 time. The score consists of three staves of music. The first staff has a treble clef, a key signature of one sharp (F#), and a 6/8 time signature. The melody is written in eighth notes. The second and third staves continue the melody. Chord symbols are placed above the notes: G, D, G, C, D, G, Em, D, Em, C, D, G.

THE OXO REEL

Line set of 6 couples.

In 2 3 4. Back 2 3 4.

Do Si Do by the Right shoulder.

In 2 3 4. Back 2 3 4.

Do Si Do by the Left shoulder.

Top 2 couples form a circle.

Middle 2 couples form a Right Handed Star.

Bottom 2 couples form a circle.

All skip to the left for 8 counts.

All skip to the right for 8 counts.

Top couple join 2 hands and skip to the bottom of the set.

81. Paddy Fitzgerald's Polkas

Number 1

Chord symbols for Number 1:
 Staff 1: D, C, D, D
 Staff 2: C, D, A, D
 Staff 3: A, D, A, C, E F D

Number 2

Chord symbols for Number 2:
 Staff 1: G, D, G, G
 Staff 2: D, G, G, D
 Staff 3: G, D
 Staff 4: D, G, D, G

Number 3

Chord symbols for Number 3:
 Staff 1: G, C, G, D, C, G, G
 Staff 2: C, G, D, C, G, C, D, C, G, C
 Staff 3: D, G, C, D, C, G, C, D, G

Circle Dance

Music: Paddy Fitzgerald's Set (Polka)

Formation: Circle around the hall couples facing each other in a ball room hold

couple 1 facing clock wise

couple 2 facing anti clock wise

O X

X O

Couple 1 gallop forward for 8 steps clock wise (forward)

Return and gallop 8 steps anti clockwise (back)

Couple 2 gallop forward for 8 steps anti-clock wise (forward)

Return and gallop 8 steps clockwise back (back)

All form a right hand star and circle right for 8 bars

and return left hand star for 8 bars.

Line up: drop hand; advance by the right shoulder on to the next set. 16 bars

81. THE GLENALLEN.

G C D G

Am C D G G C

G Am C D G

Detailed description: This block contains the musical notation for 'The Glenallen'. It consists of three staves of music in G major and 4/4 time. The first staff begins with a treble clef, a key signature of one sharp (F#), and a 4/4 time signature. The melody is written in eighth and sixteenth notes. Chords G, C, D, and G are indicated above the first staff. The second staff continues the melody with chords Am, C, D, G, G, and C. The third staff concludes the piece with chords G, Am, C, D, and G.

82. SALLY GARDENS.

G C D G

G C D G G

C C D G C Am D G

Detailed description: This block contains the musical notation for 'Sally Gardens'. It consists of three staves of music in G major and 4/4 time. The first staff begins with a treble clef, a key signature of one sharp (F#), and a 4/4 time signature. The melody is written in eighth and sixteenth notes. Chords G, C, D, and G are indicated above the first staff. The second staff continues the melody with chords G, C, D, G, and G. The third staff concludes the piece with chords C, C, D, G, C, Am, D, and G.

83. THE SWALLOW'S TAIL.

Am G

Am C Em G Am

Am G

Am C Em G Am

Detailed description: This block contains the musical notation for 'The Swallow's Tail'. It consists of four staves of music in G major and 4/4 time. The first staff begins with a treble clef, a key signature of one sharp (F#), and a 4/4 time signature. The melody is written in eighth and sixteenth notes, featuring several triplets. Chords Am and G are indicated above the first staff. The second staff continues the melody with chords Am, C, Em, G, and Am. The third staff continues with chords Am and G. The fourth staff concludes the piece with chords Am, C, Em, G, and Am.

Cumberland reel

(Line sets of 6)

unes:

- | | |
|---|------------------|
| 1) Right hand star | ...6 7 8 |
| 2) Left hand star | ...6 7 8 |
| 3) Top couple down centre & back | ... 15 16 |
| 4) Cast off form arch, through promenade hold. | 16 Beats |
| 5) Promenade off to left. | 16 beat |

44. SIEGE OF ENNIS.

Musical score for 'Siege of Ennis' in G major, 2/4 time. The score consists of four staves of music. The first staff begins with a treble clef, a key signature of one sharp (F#), and a 2/4 time signature. The melody is written in eighth and sixteenth notes. Chords are indicated above the staff: G, D, C, G. The second staff continues the melody with chords C, D, G, G, C, G, Em. The third staff has chords G, C, C, D, C, C, D, C, G. The fourth staff has chords G, Em, G, D, G.

45. ROSE TREE.

Musical score for 'Rose Tree' in D major, 2/4 time. The score consists of three staves of music. The first staff begins with a treble clef, a key signature of two sharps (F# and C#), and a 2/4 time signature. The melody is written in eighth and sixteenth notes. Chords are indicated above the staff: D, D, G, A, D. The second staff has chords G, A, D, D, G. The third staff has chords A, D, G, A, D.

46. BOG DOWN IN THE VALLEY.

Musical score for 'Bog Down in the Valley' in G major, 2/4 time. The score consists of three staves of music. The first staff begins with a treble clef, a key signature of one sharp (F#), and a 2/4 time signature. The melody is written in eighth and sixteenth notes. Chords are indicated above the staff: G, C, G, D, G, C. The second staff has chords G, D, G, G, D, G, D, G, C, D. The third staff has chords G, D, G, D, G, C, G.

The Tempest.

(French dance, very pretty)

Leighton

Double sicilian circle or lines of 4 face 4.

Men have partners on their right.

1. 8 people form a circle.
To the left for 8.
To the right for 8.
2. Couples side step across their lines 4.
3. Couples side step back 4.
4. Repeat side steps, 8.
5. Center 4 form a right hand star, whilst outside couples swing their opposites by the right.8
6. Center 4 form a left hand star whilst outsides swing their opposites by the left.8
7. Lines advance and retire, 8.
8. Advance and cross over,8.

47. DASHING WHITE SERGEANT

Musical score for 'Dashing White Sergeant' in G major, 2/4 time. The score consists of five staves of music. The first staff begins with a treble clef, a key signature of one sharp (F#), and a 2/4 time signature. Chords are indicated above the notes: D, G, and A. The second staff includes first and second endings, with chords A and A. The third staff has chords A, D, A, D, A, D. The fourth staff has chords G, A, D, G. The fifth staff includes first and second endings with chords G, A, D and G, A, D. The piece concludes with a double bar line.

48. STATEN ISLAND.

Musical score for 'Staten Island' in G major, 2/4 time. The score consists of three staves of music. The first staff begins with a treble clef, a key signature of one sharp (F#), and a 2/4 time signature. Chords are indicated above the notes: D, G, A, D. The second staff has chords G, D, D, G, D, A. The third staff has chords C, C, D, G, D, A, G, A, D. The piece concludes with a double bar line.

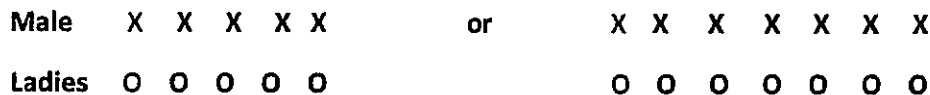
49. THE GALOPEDE.

Musical score for 'The Galopede' in G major, 2/4 time. The score consists of three staves of music. The first staff begins with a treble clef, a key signature of one sharp (F#), and a 2/4 time signature. Chords are indicated above the notes: D, G, A, D. The second staff has chords G, A, D, D, G. The third staff has chords D, G, A, D. The piece concludes with a double bar line.

ARCHES

Music:

Line dance of five or seven couples [Top Couple



Men all one side and ladies all the other side

A join hands and advance and retire for 8 bars

Ladies made an arch with their arms only, advance

All the gents drop hand advance and pass under the arches

All return in place facing each other

Gents made an arch with their arms only, advance

All the ladies drop hand advance and pass under the arches

All return in place facing each other

Top Couple: do-si-do by their right shoulder / then left shoulder

Second couple do the same third couple ditto and down the set until all couple do-si-do

when all finish:

Top couples cast off left & right followed by the others to the bottom of the set.

Top couple form an arch and the rest of the couples pass under the arch to the top of the hall

We now have a new top couple.

24. The Green Glens of Antrim

Far a - cross yon-der blue lies a true fair-y land With the sea ripp-ling ov - er the shing-
 - le and sand Where the gay ho-ney - suck - le is lur - ing the bee And the green glens of
 Ant-rim are call - ing to me If onl - y you knew how the lamp of the moon
 Turns a blue ir-ish bay to a sil - ver lag - oon You'd in - ag - ine the pic - ture of heaven
 it would be Where the green glens of Ant-rim are call - ing to me

25. The Boys of County Armagh

There's one fair coun-ty in Ire-land With mem-ries so glor-ious and grand Where
 na-ture has lav-ished its beauty In the orch-ards of Er-in's green land I love it's cath-
 ed-er-al ci-ty Once found-ed by Pat-rick so true And it bears in the heart of it's bos-om
 The ash-es of Bri-an Bo - ru It's my own Ir-ish home
 Far a - cross the foam Alth - ough I've oft times left it In for - eign
 lands to roam No mat-ter where I wan-der Through cit-ies near or
 far My heart is at home in old Ire-land In the Coun-ty of Ar - magh


Tipperary Taxi:

Waltz:

Men line up on the right side of hall

Ladies line up left side of hall

Two chairs set up at top of hall close to stage / Band with a two meter space between them



First lady and gent walk up on the outside of the chairs towards the band / Stage

Meet between the chairs (taxi Stand) The gent take the lady in the ballroom hold

Waltz to the bottom of the hall, when at the bottom of the hall the gent honours the lady and both join their respected lines;

Second lady and gent walk up on the outside of the chairs towards the band / Stage

Meet between the chairs (taxi Stand) The gent take the lady in the ballroom hold

Waltz to the bottom of the hall, when at the bottom of the hall the gent honours the lady and both join their respected lines;

Third Couple ditto: fourth Couple: ditto etc etc until music / dance stops .

41. CHURCH ST.

Musical score for 'Church St.' in G major, 2/4 time. The score consists of three staves. The first staff begins with a treble clef, a key signature of one sharp (F#), and a 2/4 time signature. The melody is written in eighth and sixteenth notes. Chords G, C, D, and G are indicated above the first four measures. The second staff continues the melody with chords C, D, G, G, C, and G. The third staff features a first ending (1.) and a second ending (2.), with chords D, G, D, and G.

42. DENIS MURPHY'S.

Musical score for 'Denis Murphy's.' in D major, 2/4 time. The score consists of three staves. The first staff begins with a treble clef, a key signature of two sharps (F# and C#), and a 2/4 time signature. The melody is written in eighth and sixteenth notes. Chords D, G, A, and D are indicated above the first four measures. The second staff continues the melody with chords G, A, and D, and includes first and second endings. The third staff concludes the piece with chords A, D, G, D, A, and D.

43. NEW YORK GIRLS.

Musical score for 'New York Girls.' in G major, 2/4 time. The score consists of three staves. The first staff begins with a treble clef, a key signature of one sharp (F#), and a 2/4 time signature. The melody is written in eighth and sixteenth notes. Chords G, C, D, G, and C are indicated above the first five measures. The second staff continues the melody with chords D, G, G, C, D, and G. The third staff concludes the piece with chords C, D, and G.

Oranges & Lemons

Music: Church Street Set

Circle dance 3 Facing 3 set of 6

X O X

P

X O X

The centre person stand out for the start of the dance

Set of 6 do a right hand star for 8 bars

Then return by a left hand star 8 bars

Join hand in a circle; circle left for 8 bars

Return by the right 8 bars

Advance and retire for 8 bars

NOTE:

STOP: Both outside persons form an arch over the centre person

NOW the extra person [lemon] join the centre persons (3 Or 5)

All the Centre persons turn march forward in the same direction

under the arms of the outside persons

Outside persons stand still while forming the arch :

When the music stops the outside persons will drop their arms over the centre person catching them.

Lemons are the odd (3 or 5) persons who join the set.

There should be new Lemons (old lemons leave the set now) re-join in when the arches are formed in the next dance.

Vince Mc Straw INESHEER

10. JOE BURKE'S JIG.

Am G Am

G Em Am Am G

Am G Em Am

11. OVER THE OCEANS.

G C D G

C D G Em C

D G Em C D G

12. SADDLE THE PONY.

G D G

C D G Em

D Em C D G

Flying Pieman

2 Flying Pieman

Longways sets of 4 couples. Numbered (1-2-3-4)

A1 Ladies Weave

Top lady leads other ladies to weave around back of first man, in front of second man, behind third man and back to place. If space is limited the second man can step back.

A2 Men Weave

Top man leads other men to weave around back of first lady, in front of second lady, behind third lady and back to place. If space is limited the second lady can step back.

B1 Top Couple

Top couple skip down the centre of the set. While the top couple is going down the set the second couple only move up one place. The old top couple return to second place. (the order is now 2-1-3-4)

B2 Line of Three

The top 3 ladies (2-1-3) join hands at shoulder level in a "W" formation. The men do likewise. The lines of three slip step down the set for 8 steps. The fourth couple move up one place while this is happening.

On the way back the centre person of each line of three drops back to become the new bottom couple. (2-3-4-1).

*** New first lady waits for change in music before starting next figure ***

- 32 bar Jig AABB

For extra enjoyment and visual effect the sets can be lined up and the couples slide down into the next set. Adapted from the Flying Scotsman.

Silver Spear

Musical score for 'Silver Spear' in G major, 2/4 time. The score consists of three staves. The first staff begins with a treble clef and a key signature of one sharp (F#). The melody is written in eighth and sixteenth notes. Chord symbols are placed above the staff: D, D, G D D, D, G D, D, D, G, G, D. The second staff continues the melody with similar rhythmic patterns. Chord symbols include D, G A D, G, G, D, G, D, G. The third staff concludes the piece with a double bar line. Chord symbols include G, D, D, G A D.

Father Kelly's No. 1

Musical score for 'Father Kelly's No. 1' in G major, 2/4 time. The score consists of three staves. The first staff begins with a treble clef and a key signature of one sharp (F#). The melody is written in eighth and sixteenth notes. Chord symbols are placed above the staff: G, Am, G, Am, Am, D, G, Am, G. The second staff continues the melody. Chord symbols include G, D, G, G, C, D, G. The third staff concludes the piece with a double bar line. Chord symbols include G, Am, G, Am, G.

Miss Monaghan

Musical score for 'Miss Monaghan' in G major, 2/4 time. The score consists of three staves. The first staff begins with a treble clef and a key signature of one sharp (F#). The melody is written in eighth and sixteenth notes. Chord symbols are placed above the staff: D, G D, G D, D, A D, G D, D. The second staff continues the melody. Chord symbols include Am, D D, G, D, D, A D, E D G. The third staff concludes the piece with a double bar line. Chord symbols include D, A, D.

POSTIE'S JIG 2.31

Enter from parallel lines gents one side, ladies other holding skirts (right angle to band) dance on passing opposite Gent (your partner) by right shoulder (6 bars). Turn on 7th bar to commence dance

1- 8 1s and 4s set and cast in 1 place, 1s and 4s dance ½ Figs of 8 round new end couples

9-12 1M+4M and 1L+4L cross (men making an arch) and turn corners with elbow hold to face up/down

13-16 1s+4s dance down/up (couple dancing up make the arch) and turn corners

17-24 Repeat bars 9-16 from new positions

25-32 1s+4s dance ½ R&L, Swing partner ceili hold

As active couples complete swing couples 2 & 4 join hands in crossed hand hold and all dance off stage alternatively.

81. THE GLENALLEN.

G C D G

Am C D G G C

G Am C D G

Detailed description: This block contains the musical notation for 'The Glenallen'. It consists of three staves of music in G major, 4/4 time. The first staff begins with a treble clef, a key signature of one sharp (F#), and a 4/4 time signature. The melody is written in eighth and sixteenth notes. Chords G, C, D, and G are placed above the first staff. The second staff continues the melody with chords Am, C, D, G, G, and C. The third staff concludes the piece with chords G, Am, C, D, and G.

82. SALLY GARDENS.

G C D G

G C D G G

C C D G C Am D G

Detailed description: This block contains the musical notation for 'Sally Gardens'. It consists of three staves of music in G major, 4/4 time. The first staff begins with a treble clef, a key signature of one sharp (F#), and a 4/4 time signature. The melody is written in eighth and sixteenth notes. Chords G, C, D, and G are placed above the first staff. The second staff continues the melody with chords G, C, D, G, and G. The third staff concludes the piece with chords C, C, D, G, C, Am, D, and G.

89. THE MERRY BLACKSMITH.

D G A D

G A D D

G A D G A D

Detailed description: This block contains the musical notation for 'The Merry Blacksmith'. It consists of three staves of music in G major, 4/4 time. The first staff begins with a treble clef, a key signature of one sharp (F#), and a 4/4 time signature. The melody is written in eighth and sixteenth notes. Chords D, G, A, and D are placed above the first staff. The second staff continues the melody with chords G, A, D, and D. The third staff concludes the piece with chords G, A, D, G, A, and D.

REEL OF EIGHT 1.55

Holding inside hands couples enter in single couple file to positions 4, 3, 2 & 1 (form "small" circle)

1-16 All Ladies cast and dance clockwise round outside of set back to place, Men repeat Fig but cast and dance anticlockwise round set

17-32 All dance Grand Chain $\frac{1}{2}$ way and set to partner, continue Chain back to place and set to partner

33-40 1s+3s change places 1s dance between 3s, repeat Fig back to places 3s dance between 1s and 1s+3s turn RH into Allemande hold

41-48 1s+3s dance round inside of set anticlockwise in Allemande hold

49-64 2s+4s repeat Fig bars 33-48

65-88 1s+3s dance $\frac{1}{2}$ R&L, 2s+4s dance $\frac{1}{2}$ R&L, repeat back to places, all circle 8H round and back

All face audience & bow. Divide into 2 lines and exit

Scotland the Brave

Musical score for 'Scotland the Brave' in G major and 4/4 time. The score consists of five staves of music. The first staff begins with a treble clef, a key signature of one sharp (F#), and a 4/4 time signature. The melody is characterized by eighth and sixteenth notes, with some beamed sixteenth notes. The piece concludes with a double bar line and repeat dots.

Kapunda Schottische

Musical score for 'Kapunda Schottische' in G major and 4/4 time. The score consists of six staves of music. The first staff begins with a treble clef, a key signature of one sharp (F#), and a 4/4 time signature. The melody features a mix of eighth and sixteenth notes, with some beamed sixteenth notes. The piece concludes with a double bar line and repeat dots.

" CELTIC GRAND MARCH "

- 16 Children will finish the GRAND MARCH in 2 lines of 8
- 24 Children will finish the GRAND MARCH in 3 lines of 8
- 32 Children will finish the GRAND MARCH in 4 lines of 8
- 40 Children will finish the GRAND MARCH in 5 lines of 8
- 48 Children will finish the GRAND MARCH in 3 lines of 16
- 56 Children will finish the GRAND MARCH in 7 lines of 8
- 64 Children will finish the GRAND MARCH in 4 lines of 16

Form a single line of dancer's boy; girl; boy; girl face the top of the hall and march around the hall, to the right down and across the bottom of the hall and march back to the top of the hall

Leading dancer return at the top of the hall, with the line following,

first dancer turn to their right and 2nd dancer turn to their left

3rd dancer turn to their right and 4th dancer turn to their left and so on down the line.

meet at the bottom of the hall and join up in pairs and march to the top of the hall.

1st pair return at the top of the hall, with the line following,

1st pair turn to their right and 2nd pair turn to their left

3rd pair turn to their right and 4th pair turn to their left and so on down the line.

meet at the bottom of the hall and join up in 4 and march to the top of the hall.

1st 4 return at the top of the hall, with the line following,

1st 4 turn to their right and 4 pair turn to their left

3rd 4 turn to their right and 4th turn to their left and so on down the line.

meet at the bottom of the hall and join up in 8 and march to the top of the hall.

1st 8 return at the top of the hall, with the line following,

1st 8 turn to their right and 8 pair turn to their left

3rd 8 turn to their right and 8th turn to their left and so on down the line.

Meet at the bottom of the hall and join up in 16 and march to the top of the hall.

P.T.O

1st 16 return at the top of the hall, with the line following,

1st 16 turn to their right and 16 turn to their left

3rd 16 turn to their right and 16 turn to their left and so on down the line.

meet at the bottom of the hall and join up in 32 and march to the top of the hall.

Leading dancer then turns to their left with all the dancers following walk and form an a circle: when the circle is formed,

Advance and retire for four steps

Repeat advance and retire for four steps

When the circle is formed the dance is finished.

Music:

Marching tune

Roddy Mc Corley





81. THE GLENALLEN.

G C D G

Am C D G G C

G Am C D G

Musical score for 'The Glenallen' in G major, 4/4 time. The score consists of three staves of music. The first staff has a treble clef, a key signature of one sharp (F#), and a 4/4 time signature. The melody is written in eighth and sixteenth notes. Chords G, C, D, and G are indicated above the first staff. The second staff continues the melody with chords Am, C, D, G, G, and C. The third staff concludes the piece with chords G, Am, C, D, and G.

82. SALLY GARDENS.

G C D G

G C D G G

C C D G C Am D G

Musical score for 'Sally Gardens' in G major, 4/4 time. The score consists of three staves of music. The first staff has a treble clef, a key signature of one sharp (F#), and a 4/4 time signature. The melody is written in eighth and sixteenth notes. Chords G, C, D, and G are indicated above the first staff. The second staff continues the melody with chords G, C, D, G, and G. The third staff concludes the piece with chords C, C, D, G, C, Am, D, and G.

83. THE SWALLOW'S TAIL.

Am G

Am C Em G Am

Am G

Am C Em G Am

Musical score for 'The Swallow's Tail' in G major, 4/4 time. The score consists of four staves of music. The first staff has a treble clef, a key signature of one sharp (F#), and a 4/4 time signature. The melody is written in eighth and sixteenth notes, featuring triplets. Chords Am and G are indicated above the first staff. The second staff continues the melody with chords Am, C, Em, G, and Am. The third staff continues with chords Am and G. The fourth staff concludes the piece with chords Am, C, Em, G, and Am.

CUMBERLAND SQUARE 8.

Square set of 4 couples.

- Couples 1 & 3 (head couples)
 - Couples 2 & 4 (side couples)
 - Men have ladies on their right.
-

1. Head couples gallop across set and back, 16 beats.
2. Side couples, - ditto-.
3. Head couples right hand star 8 counts, and left hand star 8 counts.
4. Side couples, - ditto-.
5. Head couples circle left, 8 counts, and circle right, 8 counts.
6. Side couples, - ditto-.

All circle left for 16 counts.

Promenade partner back to place.

55. Little Brown Jug

Musical notation for 'Little Brown Jug' in G major, 2/4 time. The piece consists of three staves of music. The first staff has chords D, G, A, D, D, G. The second staff has chords A, D, D, G, A. The third staff has chords D, D, G, A, G. The melody is written in treble clef with a key signature of one sharp (F#).

56. Jenny Lind

Musical notation for 'Jenny Lind' in G major, 2/4 time. The piece consists of four staves of music. The first staff has chords D, G, D, A, D. The second staff has chords D, G, D, A, D, D. The third staff has chords G, D. The fourth staff has chords G, A, D. The melody is written in treble clef with a key signature of one sharp (F#).

57. Tell Me Ma

Musical notation for 'Tell Me Ma' in G major, 2/4 time. The piece consists of three staves of music. The first staff has chords D, A, D, D. The second staff has chords A, D, D, G, D. The third staff has chords A, D, G, D, A, D. The melody is written in treble clef with a key signature of one sharp (F#).

Heel & Toe Polka:

Brown Jug Polka Set

- | | | |
|----|---|--|
| 1 | Brown Jug Polka | Couples Dance |
| A1 | Heel and Toe, Heel and Toe
Slide, two, three, four | Ballroom hold, man on left, inner hand on partner's waist, outer hands joined at front.
Heel and toe with outer foot, man's left, lady's right
Slide is a scissor motion, lead with outer foot bring up inner foot |
| A2 | Heel and Toe, Heel and Toe
Slide, two, three | Same again in reverse direction, |
| B1 | Right hand clap
Left hand clap
Both hands clap
On your knees | Couples facing each other, Clap partner's right hand with right 3 times
Then left to left, then both hands (left with right)
Clap your own knees 3 times |
| B2 | Right Arm Spin
Left Arm Spin | Link right arms at elbow and turn once
Link lefts and turn, resume ballroom hold.
For a progressive version half turn with right arm and pick up new partner with left arm,, finish with 1 and 1/2 turns to start again with new partner |
| — | 32 bar Polka AABB | Wide spread dance also called Pat-a-cake Polka.
All Polka tunes do NOT suit this dance, you need the <i>Heel and Toe</i> accenting. |

Birdie Dance

T & T Rendall

The musical score for "Birdie Dance" is written in G major and 2/4 time. It consists of six systems of two staves each. The chord symbols are as follows:

- System 1 (Measures 1-5): G, G, G, D7, D7
- System 2 (Measures 6-10): D7, D7, G, D7, G, G
- System 3 (Measures 11-15): G, D7, D7, D7, D7
- System 4 (Measures 16-21): G, G, A7, C, G, G, G, A7, C
- System 5 (Measures 22-27): G, D7, D7, D7, D7, D7
- System 6 (Measures 28-32): D7, D7, D7, D7, G

Birdie/Chicken Dance

Group Shape: In a circle, everyone facing in.

Actions: standing, arm movements, skipping

Steps:

Movement

Verbal Cue

Part One

Both Hands in front with fingers and thumbs motioning like a bird's beak, 4 times

4 Quacks

Arms bent with thumbs at armpit and elbows flapping like a bird's wing, 4 times

4 Flaps

Arms at side, elbows bent and wiggle hips like a duck waddling off after being in water, 4 times

4 Waddles

Clap four times, cuz you did so good!

4 Claps, repeat

Repeat section 3 more times

Part Two

All join hands and skip, or polka to the left, 4 measures or 16 skips

Circle Left (point left)

Repeat to the right, 16 skips

Circle Right (point right)

Song goes back to Part One

From the beginning

arr.Ted

Hokey Pokey

Wizard Schwarz ?

D D D D7

you put your right foot in, you put your right foot out you put your right foot in and you shake it all about

5 A7 A7 A7 D

you do the hokey pokey and you turn around, that's what it's all about

9 D D D A7

Oh, hokey, hokey — po - key Oh hokey hokey po - key

13 D D A7 D

Oh, hokey hokey — po - key that's what it's all a - bout.

Hokey Pokey

35A

The musical score is written on five staves in G major (one sharp) and 4/4 time. The lyrics are: "You put your right foot in, You put your right foot out, You put your right foot in And you shake it all a-bout. Do the Ho-key Po-key And you turn yourself a-round, That's what it's all about. Oh, Ho-key, Ho-key Po-key Oh, Ho-key, Ho-key Po-key Oh, Ho-key, Ho-key Po-key That's what it's all a-bout." The chords are: D, A7, Em, A7, D, G, D, D, A7, D, Em, A7, D, G, D.

You put your left foot in,
 You put your left foot out,
 You put your left foot in,
 And you shake it all about.
 You do the Hokey Pokey
 And you turn yourself around,
 That's what it's all about.
 Oh, Hokey, Hokey Pokey
 Oh, Hokey, Hokey Pokey
 Oh, Hokey, Hokey Pokey
 That's what it's all about

You put your right hand in,
 You put your left hand in,
 You put your right ear in,
 You put your left ear in,
 You put your right side in,
 You put your left side in,
 You put your whole self in,

Sweet Forget-Me-Not

Musical notation for the piece 'Sweet Forget-Me-Not'. It consists of three staves of music in treble clef, with a key signature of one sharp (F#) and a time signature of 3/4. The melody is written on the first staff, and the accompaniment is on the second and third staves. The piece concludes with a double bar line and repeat dots.

Come Back Paddy Riley

Musical notation for the piece 'Come Back Paddy Riley'. It consists of five staves of music in treble clef, with a key signature of one sharp (F#) and a time signature of 3/4. The melody is written on the first staff, and the accompaniment is on the second, third, fourth, and fifth staves. The piece concludes with a double bar line and repeat dots.

Spencil Hill

Musical notation for the piece 'Spencil Hill'. It consists of three staves of music in treble clef, with a key signature of one sharp (F#) and a time signature of 3/4. The melody is written on the first staff, and the accompaniment is on the second and third staves. The piece concludes with a double bar line and repeat dots.

Waltz Country Dance

Music

2 Waltz Country Dance

Progressive Sicilian circle, couple facing couple around the room, men on the left.

A1 Opposites Balance Partners Balance

Opposites take both hands and balance forward in waltz time, starting on the right foot and balance back. Men turn the opposite lady under their right arms. The ladies progressing anti-clockwise around the set.

Original partners balance forward back. Men turn the lady under. Everyone finishing in their original places.

A2 Opposites Balance Partners Balance

Repeat the balancing and progression once more.

B1 Ring Balances Ladies Turn under Ring Balances Ladies Turn under

The set join hands and balance forward and back starting with the right foot. Men turn the ladies under so the ladies progress anti-clockwise around the set.

Repeat for a second time.

B2 Ring Balances Ladies Turn under Ring Balances Ladies Turn under

Repeat for third time. Repeat for fourth time, ending in waltz hold with your original partner.

C Waltz On

Couples waltz slightly to the right and around the other couple to finish facing another couple.

- 40 bar Waltz or 32 bar and 8 bar waltz on 50 bars/minute

With odd numbers of sets, everyone will eventually meet everyone else. Very graceful and social dance, described in *The Ballroom* in 1827.

Vince Mc Straw

INESHEER FOLK

89. Rose of Aranmore

Musical score for "Rose of Aranmore" in G major, 3/4 time. The score consists of four staves of music. The first staff has a treble clef and a key signature of one sharp (F#). The second staff has a bass clef. The third and fourth staves have treble clefs. Chord symbols are placed above the notes: D, G, D, A, D, G, D, A, D, G, D, A, D, G.

90. Snowy Breasted Pearl

Musical score for "Snowy Breasted Pearl" in G major, 3/4 time. The score consists of five staves of music. The first staff has a treble clef and a key signature of one sharp (F#). The second staff has a bass clef. The third, fourth, and fifth staves have treble clefs. Chord symbols are placed above the notes: G, C, G, D7, G, G, D7, G, C, G, D7, G, C, G, D7, G, C, D, G.

Pride of Erin

Formation: Couples Dance, in promenade hold, hands joined above shoulders.

Music: 32 bar waltzes

- 4 Starting outside foot, 2 slow steps forward, then a chasse' step forward (1..,2..,1,2,3,kick)
- 4 Starting inside foot, 2 slow steps back and chasse' backwards.
- 2 Starting outside foot again, 2 slow steps forward
- 2 Point and dip - With weight on inside foot, bring outside foot round to 'point' toes down in front, then take outside foot round behind and 'dip'down by bending inside leg.
- 4 2 steps forward, ladies turn out away from partner, keep right hands joined
- 4 Balance in/back towards partner, change places with ladies turning under man's right arm.
- 4 Balance in/back towards partner, change places with ladies turning under man's right arm.
- 8 Waltz with partner

32 Repeat as required

Dance Description Copyright Don Richmond 2002

This may be reproduced for self-educational purposes.

59. SWEETS OF MAY

Musical score for 'SWEETS OF MAY' in G major, 12/8 time. The score consists of three staves. The first staff contains the main melody with chords D, G, A, and D. The second staff has two first endings (1. and 2.) with chords Em and D. The third staff has a second ending with chords D, Em, D, and Em, and a final chord D. A chord change to A [C] is indicated at the start of the third staff.

60. DENIS MURPHY'S

Musical score for 'DENIS MURPHY'S' in G major, 12/8 time. The score consists of three staves. The first staff contains the main melody with chords D, G, A, and D. The second staff has two first endings (1. and 2.) with chords G, A, D, and D. The third staff has a second ending with chords D, G, A, and D.

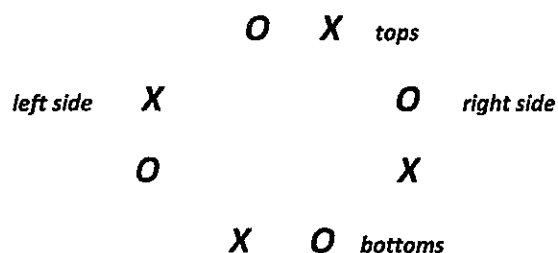
61. O'KEEFE'S #2.

Musical score for 'O'KEEFE'S #2.' in G major, 12/8 time. The score consists of three staves. The first staff contains the main melody with chords G, G, D, and G. The second staff has two first endings (1. and 2.) with chords C, D, G, and G. The third staff has a second ending with chords D, G, C, D, and G.

Sweet of May

Music Sweet of May Set

Formation:



(X male / O lady)

Everyone

Ring left: All dancers join hands in a ring of eight and side step clockwise, finishing with two short threes. Side step counter-clockwise and again finish with two short threes

Ring right: Repeat the previous movement this time moving counter-clockwise and then clockwise. While dancing the last two threes, fall back to place and keep in inside hands.

Body - Cross-over and Back Top couples take partners with inside hands and exchange places with the promenade step, gents passing left shoulder to left shoulder (2b). While tops exchange places side couples dance two threes in place. Side Couples change places (2b) while tops dance in place. Both tops and side repeat to return back home

Advance and Retire: Top Couples holding inside hands, advance to meet in the center while side dance two threes at home (2b). Sides advance to the center while tops retire (2b). Tops now advance and retire while sides dance threes at home

Ringing the Bells: Everyone bend at the waist and clap their left hand above their left knee and right hand above right knee 4 times (for a 1-2-3-4 count)

Ring the bells: again Repeat Ringing the bells with gents passing in front this time

Lead Around right: Partners take inside hands and lead around counter-clockwise pack to home position. Release hands, turn around to face clockwise (when turning, turn so that as you're turning you face your partner and continue turning to your final direction) and take inside hands

P.T.O.

Lead around left Promenade back home, release hands and fall back into position, taking inside hands again.

Repeat 3 to 6: Repeat the Body

See Saw Counter-Clockwise Everyone face their partner and take uncrossed hands. Swing around the set counter-clockwise to home position while turning around your partner clockwise. The arms are not moved in a see-saw motion in this movement. Keep holding hands.

See saw clockwise Couples reverse their swing and return, moving in a clockwise direction to place.

Repeat 3 to 6: Repeat the Body


Sides Under Arms Take inside hands with your partner. Tops form an arch and face to their right, sides to the left. With promenade step, tops and sides change places, second sides passing under the arch formed by first tops, while first sides pass under the arch of second tops. Release hands and turn to face back (4b). Everyone take inside hands again and dance back to place, this time with sides making the arch and tops passing underneath

Sides Under Arms Repeat with the opposite couple. First sides passing under the arch of first tops, second sides passing under second tops. Repeat to home as previous.

Repeat 3 to 6: Repeat the Body

Ring left All dancers join hands in a ring of eight and side step clockwise, finishing with two short threes. Side step counter-clockwise and again finish with two short threes

Ring right Repeat the previous movement this time moving counter-clockwise and then clockwise. While dancing the last two threes, fall back to place and keep in inside hands.



53. RAKES OF MALLOW.

Musical score for 'Rakes of Mallow' in G major, 2/4 time. The score consists of three staves of music. The first staff begins with a treble clef, a key signature of one sharp (F#), and a 2/4 time signature. The melody is written in eighth and sixteenth notes. Chords G, D, and G are indicated above the first staff. The second staff continues the melody with chords C, D, G, G, and D. The third staff concludes the piece with chords G, C, D, and G.

54. DAVY KNICK-KNACK.

Musical score for 'Davy Knick-Knack' in G major, 2/4 time. The score consists of three staves of music. The first staff begins with a treble clef, a key signature of one sharp (F#), and a 2/4 time signature. The melody is written in eighth and sixteenth notes. Chords G, D, and G are indicated above the first staff. The second staff continues the melody with chords C, D, G, G, and D. The third staff concludes the piece with chords G, C, D, and G.

55. SOLDIER'S JOY.

Musical score for 'Soldier's Joy' in G major, 2/4 time. The score consists of three staves of music. The first staff begins with a treble clef, a key signature of one sharp (F#), and a 2/4 time signature. The melody is written in eighth and sixteenth notes. Chords D, A, and D are indicated above the first staff. The second staff continues the melody with chords A, D, D, A, and D. The third staff concludes the piece with chords A, D, A, D, A, and D.

The Drongo:

Four couples + one person

XO (1)

(4) XO D XO (3)

XO (2)

All in the ball room hold:

- Couple Number 1 dos-e-do the person in the middle; for 8 bars
 - Couple Number 2 dos-e-do the person in the middle; for 8 bars
 - Couple number 3 dos-e-do the person in the middle; for 8 bars
 - Couple number 4 dos-e-do the person in the middle; for 8 bars
-
- All the ladies move into the centre around the centre person [male]
 - Join hand and circle him left for eight bars
 - back to the right for 8 bars drop hand and return to place
 - all the male plus the DRONGO join hands and circle to the left for right bars
 - Circle back to the right keep going until the music STOPS
 - When the music STOPS drop hand then find a new partner
 - Four will get a partner ONE WILL BE LEFT OUT BECOMES THE DRONGO
 - THE DRONGO stands in the middle and the dance will start again

If You're Happy and You Know it.

40

The musical score is written in 4/4 time with a key signature of one sharp (F#). It consists of three systems of music, each with a treble and bass staff. Chords are indicated by letters G, D, and C above the treble staff.

System 1: Chords G, D, D. Lyrics: "If you're hap-py and you know it, clap your hands. If you're hap-py and you know it, clap your hands."

System 2: Chords G, C. Lyrics: "hands. If you're hap - py and you know it then you"

System 3: Chords G, D, G. Lyrics: "real - ly ought to show it. If you're hap-py and you know it, clap your hands."

If You Are Happy

Possum:	Climb a Tree
Wombat:	Dig a Hole
Galah:	Flap your Wings
Kookaburra:	Laugh out Loud
Dingo:	Did a Hole
Goanna:	Stick out your Tong
Koala:	Fall Asleep
Kangaroo:	Hop Around

38. SWEENEY'S

Musical score for 'SWEENEY'S' in G major, 2/4 time. The score consists of three staves of music. The first staff begins with a treble clef, a key signature of one sharp (F#), and a 2/4 time signature. The melody is written on a five-line staff with notes and stems. Chords are indicated by letters G, C, D, and G above the staff. The second staff continues the melody with notes and stems, with chords C, D, G, G, C, and D indicated below. The third staff continues the melody with notes and stems, with chords G, C, D, and G indicated below.

42. DENIS MURPHY'S.

Musical score for 'DENIS MURPHY'S.' in D major, 2/4 time. The score consists of three staves of music. The first staff begins with a treble clef, a key signature of two sharps (F# and C#), and a 2/4 time signature. The melody is written on a five-line staff with notes and stems. Chords are indicated by letters D, G, A, and D above the staff. The second staff continues the melody with notes and stems, with chords G, A, D, D, D, D, G, and D indicated below. A first ending bracket labeled '1.' and a second ending bracket labeled '2.' are present. The third staff continues the melody with notes and stems, with chords A, D, G, D, A, and D indicated below.

40. ST. MARY'S.

Musical score for 'ST. MARY'S.' in G major, 2/4 time. The score consists of three staves of music. The first staff begins with a treble clef, a key signature of one sharp (F#), and a 2/4 time signature. The melody is written on a five-line staff with notes and stems. Chords are indicated by letters G, D, G, C, G, D, G, D, G, and C above the staff. The second staff continues the melody with notes and stems, with chords G, D, G, G, G, G, and D indicated below. A first ending bracket labeled '1.' and a second ending bracket labeled '2.' are present. The third staff continues the melody with notes and stems, with chords C, D, G, C, G, D, and G indicated below.

The Flirtation:

Music: Sweeney's Set

Line dance with 4 couples

O O O O

X X X X

All do a right hand star 8bars

Reverse and do a left hand star 8bars

Top couple join inside hand form an arch and dance down the set: forming an arch over the men

Return and forming the same arch over the ladies dance back to original position at the top of the set 16 bars

Top couple join hand and side step down between the set and leaves his lady at the bottom of the set

and return with the bottom lady to the top of the set for 16 bars

Bottom couple join hands and side step to the top of the set; gent leave the lady at the top of the set and returns with the top lady [original partner] 16 bars

Original top couple now cast off to the bottom of the set forms an arch: all couples pass through to the top of the set: new top couple 16 bars

Start the dance again.

Vince Mc Straw

INESHEER Folk

Happy Birthday

42
A+B

G D7 D7 G

Hap - py Birth - day to you, Hap - py Birth - day to you, Hap - py

G D C G D7 G

5 Birth - day dear per - son, Hap - py Birth - day to you.

For He/ She / They're Jolly Good Fellows

G C G D7 G G G7

For they are jol-ly good fel- lows, For they are jol-ly good fel- lows, for they are jol-ly good

C G D7 G G C G G C

6 fe - l-lows and so say all of us, And so say all of us, and so say all of

G G C G D7

12 us, for they are jol - ly good fel - lows, for they are jol - ly good

G G C G D7 G

16 fel - lows, for they are jol-ly good fe - l-lows, and so say all of us.

Why Was He/She Born So Beautiful

D G D A7 D G A7 D A7


Why was sh - e born so beau - ti - ful, why wa - s she born at all Be -

D G D A7 D G A7 D

5 cause sh - e had no say in it, no sa - y in it at all.



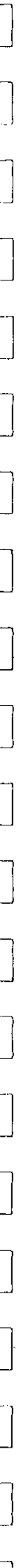




Celtic Music Club Bush / Ceili Dance Book

Extra Set Dances

- A. Spanish Waltz
- B. Willow Tree
- C. Round the House
- D. Waterfall Waltz
- E. Gypsy Tap
- F. New Parliament House
- G. Four Sisters Barn
- H. Goat's Fell Gallop
- I. Circle Waltz
- J. Evening 3 Step
- K. Black Wattle Reel
- L. Chain Double Quad
- M. Waltz Country
- N. Dashing White Sargent



Spanish Waltz

Music:

- | | | |
|---|---|--|
| 2 | Spanish Waltz | 4 or more couples in a circle. |
| B | Balance | All hold hands in a circle, balance forward and back in waltz time. |
| P | Ladies Pass On | Men takes the lady on his left and turns her under on to his right side. Ladies curtsey. |
| R | Balance
Ladies Pass On
Balance
Ladies Pass On
Balance
Ladies Pass On | Repeat the balance and pass on 3 more times |
| W | Waltz the set
Reform circle | Couples waltz the set anti-clockwise, allowing time to reform the circle. |
| - | 16 bar waltzes at 52 bars/minute | Finish by waltzing the room and the men escorting the ladies back to their seats. |
-

Vince Mc Straw

INSHEER FOLK

100

Willow Tree**Longways , 8 couples**

Music: 8 x 48 bar reel

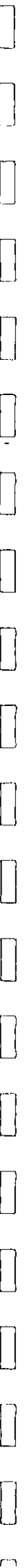
Author: Max Klubal, 1979

EG Merry Blacksmith, Sally Gardens, Silver Spear, Staten Island.

Step: Reel

1 - 8	4	C1 Slip step to bottom of set	2 hands
- 16	4	M1 & W8 slip step to top of set	
- 24	4	M8 & W1 slip step to top of set	
- 32	4	C8 slip step to bottom of set	
- 40	16	C1 & C8 strip the willow from either end until they meet in the middle	
		C1 & C8 form a four way arch	
		Others cast off from either end & go through side of arch,	
- 40	8	Meeting own ptner & through their end arch to return to top/bottom of set	
- 48	8	All couples spin with partner in new position.	
8 x 48		Repeat for all couples	

'Music for Australian Folk Dancing with Instructions' page 85



Round the House & mind the Dresser

Single sicilian

Music: 64 bar Jigs 6/8

(or longways couple facing couple)

Promenade (Irish travelling step)

Author: Fay McAlindien 1980's

1	4	Circle left (Promenade step)	CW to place
- 8	4	RH star (once around)	
- 16	8	Circle right, LH star	
- 24	8	C1 figure of 8 around C2	
- 32	8	C2 figure of 8 around C1	
- 40	8	Half Ladies chain, & promenade with opposite to W place	
- 48	8	Half Ladies chain, & promenade with partner to place	
- 56	8	Rights & lefts (full)	
	4	C1 (only) advance & turn & dance back to place	
- 64	4	C1 cast out & around C2, C2 dance forward to meet new C1	
~ x	64	Repeat	

Waterfall Waltz

single sicilian

Music: 32 bar waltz

Step: waltz

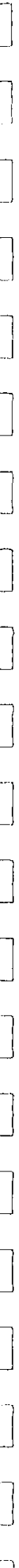
Author: Pat Shaw 1966 (Eng)

	4	Men turn RH	(full turn to place)
	4	All DSD opposite	(by right shoulder)
	4	Women turn RH	(full turn to place)
	4	All DSD partner	(by right shoulder, end facing partner)
	2	chassez (2 slip steps sideways, M L, W R in front, past other couple)	
	2	2 H 1/2 turn partner	(to change sides)
	4	Side Chassez, 1/2 turn	(back to place)
	8	Waltz on (original different)	(to meet new couple)
~ x	32	Repeat	

2 Grade
1 Lively
4.5 Active

Prepared by Ann Pritchard 2004
Researched by Ann Pritchard 2004

No of couples ~
Min. Couples 2



Gypsy Tap

Music: 32 bar

Step: fast Waltz

Author / Tradition:

		Ballroom hold	
1 -	2	Chassez 2 steps LOD (M L foot, W R foot)	(face partner)
	2	3 steps LOD & 4th to close	(ballroom hold but facing LOD)
- 8	4	Repeat LOD	(same direction)
- 16	8	Repeat ALOD	(opposite direction)
	2	(Slow step) x2 (start M L foot, W R foot)	Holding inside hands
	2	All turn single (waltz turn or fast pivot turn)	
24	4	repeat slow steps & turn	
	4	3 quick steps LOD, raise inside foot; 3 steps ALOD, close feet	
32	4	Circular waltz x2 or 2 rotary chasse turns	
x~	32	Repeat	

2 Difficulty

No of couples ~

4 Liveliness

Min.Couples 1

New Parliament House Jig

Written by John Colville

3 groups of 3

numbering 1 2 3 from top

frontbenchers are centres of each side, backbenchers are outer corners

Music: 6 * 32 bar jig, dance is 3 * 64 bars

(left & right partners in lines 1 & 3)

Prime-minister in centre of set,

Chord Centre honour partner on right

Chord Centre honour partner on left

1 -	8	8	Caucus L (skaters hold, centre prom R ptner around line to L, back to place
- 16	8	8	Caucus R (skaters hold, centre prom L ptner around line to R, back to place
- 24	8	8	Frontbenchers circle (centre 1,3, left 2, R2 circle left, right)
- 32	8	8	Backbenchers circle (left & right 1 & 3 circle left, right)
			Prime-minister leads Lobbying
	8	8	LH star with top left 4 people, RH star with bottom L 4 people
- 48	8	8	LH star with bottom right 4 people, RH star with top right 4 people
- 56	8	8	Have Election (reels of three across set in groups of three)
4x	8	8	Change of Government
			(top line weaves down set, in large S, R ptner 1 leads line behind line 2 in front of line 3, behind them, ending at bottom of set as new line 3
2 x	64	64	Repeat with a new number



Circle waltz

(Spanish waltz)

I
half sicilian

Music: 32bar waltz

Step: Waltz

bars	Join hands in a large circle
2	All balance forward and back.
	Men pass the W across from left to right
12	Taking both hands, men bow slightly, supporting the ladies as they curtsey
2	Repeat 3 more times progressed
2	Sway in, towards centre with joined hands, with outside foot swinging over
4	Sway out swinging inside foot over. Drop hands and turn in (solo)
2	Sway out, sway in, turn out.
2	Chasse in (2 sideways steps), ballroom hold
4	Chasse out.
	Waltz on a little way round the circle and join hands in a circle to begin again.
~ x 32	Repeat

1 Grade
1 Lively
5 Active

Prepared by Ann Pritchard 2005
Researched by Ann Pritchard 2005

No of couples ~
Min.Couples 3

Evening 3 step

couple
J

Music: Lively 6/8 or 4/4

Step: walk & waltz

Tradition: "New Vogue" Aust. 1930's

	Both face LOD, open extended position
1 -	1 3 steps LOD, point inside foot towards partner (start outside foot)
	1 W across in front of M, change hands, pointing inside foot inwards
	1 M across in front of W, change hands, pointing inside foot inwards
	1 3 Steps back (start inside foot), close
	1 Jump forward on outside foot, 2 lively pas-de-basque steps forward
	1 (Slip steps LOD) X2
- 8	2 Circular waltz
+ ~ x	8 Repeat

1 Grade
2 Lively
5 Active

Prepared by Ann Pritchard 2004
Researched by Ann Pritchard 2004

No of couples ~
Min.Couples 1



Black Wattle Reel

K

Half Sicilian
Sydney 1979

Music: Music: 32 bar 6/8, polka or Reel

Step: Walk

Author: Amnon & Sheryn Doernberg

bars	Join hands & form a circle	
8	Advance & retire) x2	(4 steps each way)
4	RH turn partner, LH turn corner,	variation1: 4 bars each turn, no A&R
4	Advance & retire	variation2: 2 bars each turn) x 2
4	Back to back R shoulder partner	
4	Back to back L shoulder partner	
2	Step to R & honour partner	
2	Walk on to new partner	
4	Swing new partner	Longarm
+ ~ x 32	Repeat	

2 Grade
2 Lively
5 Active

Prepared by Ann Pritchard 2004
Researched by Ann Pritchard 2004

No of couples ~
Min. Couples 3

Chain double Quad

L

Double sicilian

Music: 48 bar Reel eg Yarmouth Reel, Limerick Lasses

Step: walk

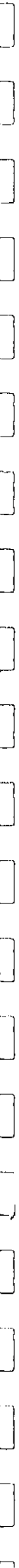
Tradition: Australian

1 -	4	Centre 4 people RH star
- 8	4	LH turn ptrn 1.5
- 16	8	Other 4 RH star, LH turn ptrn
	4	Set to ptrn) x 2
- 24	4	Swing ptrn
- 40	16	Ladies chain across set, along line) x2
	4	A & R (Keep Ladies chain hold)
- 48	4	A & pass thru (M pass L sh)
+ ~ x 48	Repeat	

2 Grade
2-3 Lively
5 Active

Prepared by Ann Pritchard 2004
Researched by Ann Pritchard 2004

No of couples ~
Min. Couples 4



Waltz Country

M

single sicilian

Music: 40 bar waltz

Done in Aust from 1820's

Step: Waltz

Tradition: Australian/ Eng

Face Opp, take RH

2 Waltz chain, with opposite, all R foot forward & L foot back

2 Change places, W turn under joined RH

12 Balance & change with partners, opposites & partners

M travel CW round set, W ACW. All RH, R foot.

2 Spanish Waltz. All join hands in a ring, balance forward & back

2 M turn W on M left over to M right, under M raised LH

W dances a complete waltz turn. M not travel

12 Repeat balance and change 3 times

8 All circular waltz, around other couple 1.5 times. Progressed

~x 40 Repeat

2 Grade

Prepared by Ann Pritchard 2004

No of couples ~

2 Lively

Researched by Ann Pritchard 2004

Min.Couples 2

5 Active

N

Dashing White Sergeant

One & half sicilian

Music: 32 bar reel or jig

3 people facing 3 people

Step: Scottish travelling step

Tradition: Scottish

1 - 4 All circle left slip step

- 8 4 All circle right returning to original lines

- 4 Centre person sets to RH person, turn R arm

- 16 4 Repeats with left hand person turn R arm

- 24 8 All do reel of three (each doing a figure 8) Start L shoulder

- 32 8 Lines advance, retire, advance & pass right shoulder to form new set

Progressed

~x 32 Repeat

Difficulty 2

Prepared by Ann Pritchard 2004

No of couples ~

Liveliness 4

Researched by Ann Pritchard 2004

Min.Couples 3

Mamot 4

CD:

Source 200y p46, take p96, Bl p22, Klu p69

Sketch: All circle; set & turn; reel of three; A & R, A & pass thru



INDEX. *Begged Borrowed & Stolen*

58. 100 PIPERS.
65. AFTER THE BATTLE OF AUGHIRM.
1. AMAZING GRACE.
33. ANOTHER JIG WILL DO.
90. ASH PLANT, THE
27. BANISH MISFORTUNE.
24. BATTERING RAM.
7. BLACKTHORN STICK.
46. BOGDOWN IN THE VALLEY.
3. BONNIE DOON.
72. BOYS OF BLUEHILL.
26. BRIDE'S FAVOURITE.
64. CENTENARY MARCH, THE
41. CHURCH ST.
23. CLARE JIG.
57. COCK O' THE NORTH.
47. DASHING WHITE SERGEANT.
54. DAVY KNICK-KNACK.
42. DENIS MURPHY'S.
60. DENNIS MURPHY'S
70. DUNPHY'S.
85. DROWSY MAGGIE.
22. DRUMDELGIE.

14. FAIRHAIRD BOY, THE
98. FOR IRELAND I'D NOT TELL HER NAME
37. £40 FLOAT
30. FOXHUNTER'S JIG, THE
49. GALOPEDE, THE
95. GIVE ME YOUR HAND.
81. GLENALLEN, THE
74. GREENCASTLE, THE
66. GREEN COCKADE, THE
68. HALTING MARCH, THE
73. HARVEST HOME.
92. HIGH REEL.
58. 100 PIPERS.

10. JOE BURKE'S JIG.
79. JUNIOR CREHAN'S.
34. KID ON THE MOUNTAIN.
94. KING OF THE FAIRIES
20. KNIGHTS OF ST. PATRICK.
16. LANNIGAN'S BALL.
67. LORD MAYO.
80. MCMAHON'S.
69. MARCH OF THE KING OF LAOISE.
25. MERRILY KISS THE QUAKER'S WIFE.
89. MERRY BLACKSMITH THE
13. MILLER OF GLANMIRE, THE
63. MOUNTAINS OF POMEROY.
21. MUCKIN' OF GEORDIE'S BYRE.

50 NANCY
5. MUNSTER CLOAK.
51. NEWCASTLE, THE
43. NEWYORK GIRLS.
93. O'CAROLAN'S CONCERTO.
28. OFF SHE GOES.'
71. OFF TO CALIFORNIA.
61. O'KEEFE'S #2.
56. O'KEEFE'S SLIDE.
58. 100 PIPERS.
11. OVER THE OCEANS.
91. PADDY WHITE.
35. PAT HORGAN'S #1.
36. PAT HORGAN'S #2.
97. PLANXTY IRWIN.
52. PORTSMOUTH.

8. RAKES OF KILDARE.
53. RAKES OF MALLOW.
88. RATTIGAN'S.
77. RIGHTS OF MAN, THE
31. ROCKY ROAD TO DUBLIN.
62. RODDY MCCORLEY.
86. ROLLING IN THE RYEGRASS.
2. ROSE OF ARANMORE.
45. ROSE TREE.

12. SADDLE THE PONY.
40. ST. MARY'S.
82. SALLY GARDENS.
39. SCARTERGLEN.
19. SHANDON BELLS.
96. SI BEG SI MOR.
44. SIEGE OF ENNIS.
87. SILVER SPEAR, THE
78. SLIGO MAID.
32. SLIP JIG.
29. SMASH THE WINDOWS.
55. SOLDIER'S JOY.
4. SOUTH WIND.
84. SPORTING PADDY.
40. ST. MARY'S.
48. STATEN ISLAND.
83. SWALLOW'S TAIL, THE
38. SWEENEY'S.
59. SWEETS OF MAY.

15. TENPENNY BIT.
17. TOP OF CORK ROAD.
18. TRIPPING UP THE STAIRS.
75. TRUMPET, THE
6. WILL YE GO, LASSIE?
76. WONDER HORNPIPE, THE

INDEX.

WALTZES ETC.

1. AMAZING GRACE.
2. ROSE OF ARANMORE.
3. BONNIE DOON.
4. SOUTH WIND.
5. MUNSTER CLOAK.
6. WILL YE GO, LASSIE?

DOUBLE JIGS.

7. BLACKTHORN-STICK.
8. RAKES OF KILDARE.
9. HASTE TO THE WEDDING.
10. JOE BURKE'S JIG.
11. OVER THE OCEANS.
12. SADDLE THE PONY.
13. THE MILLER OF GLANMIRE.
14. THE FAIRHAIRD BOY.
15. TENPENNY BIT.
16. LANNIGAN'S BALL
17. TOP OF CORK ROAD.
18. TRIPPING UP THE STAIRS.
19. SHANDON BELLS.
20. KNIGHTS OF ST. PATRICK.
21. MUCKIN' OF GEORDIE'S BYRE.
22. DRUMDELGIE.
23. CLARE JIG.
24. BATTERING RAM.
25. MERRILY KISS THE QUAKER'S WIFE.
26. BRIDE'S FAVOURITE.
27. BANISH MISFORTUNE.

SINGLE JIGS.

28. OFF SHE GOES!
29. SMASH THE WINDOWS.

SLIP JIGS.

30. THE FOXHUNTER'S JIG.
31. ROCKY ROAD TO DUBLIN.
32. SLIP JIG.
33. ANOTHER JIG WILL DO.
34. KID ON THE MOUNTAIN.

POLKAS.

35. PAT HORGAN'S #1.
36. PAT HORGAN'S #2.
37. £ 40. FLOAT
38. SWEENEY'S.
39. SCARTERGLEN.
40. ST. MARY'S.
41. CHURCH ST.
42. DENIS MURPHY'S.
43. NEW YORK GIRLS.
44. SIEGE OF ENNIS.
45. ROSE TREE.
46. BOG DOWN IN THE VALLEY.
47. DASHING WHITE SERGEANT.
48. STATEN ISLAND.
49. THE GALOPEDE.
50. NANCY.

51. THE NEWCASTLE.
52. PORTSMOUTH.
53. RAKES OF MALLOW.
54. DAVY KNICK-KNACK.
55. SOLDIER'S JOY.

SLIDES.

56. O'KEEFE'S SLIDE.
57. COCK O' THE NORTH.
58. 100 PIPERS.
59. SWEETS OF MAY.
60. DENNIS MURPHY'S
61. O'KEEFE'S #2.

MARCHES.

62. RODDY McCORLEY.
63. MOUNTAINS OF POMEROY.
64. THE CENTENARY MARCH.
65. AFTER THE BATTLE OF AUGHIRM.
66. THE GREEN COCKADE.
67. LORD MAYO.
68. THE HALTING MARCH.
69. MARCH OF THE KING OF LAOISE.

HORNPIPES.

70. DUNPHY'S.
71. OFF TO CALIFORNIA.
72. BOYS OF BLUEHILL.
73. HARVEST HOME..
74. THE GREENCASTLE.
75. THE TRUMPET.
76. THE WONDER HORNPIPE.
77. THE RIGHTS OF MAN.

REELS.

78. SLIGO MAID.
79. JUNIOR CREHAN'S.
80. McMAHON'S.
81. THE GLENALLEN.
82. SALLY GARDENS.
83. THE SWALLOW'S TAIL.
84. SPORTING PADDY.
85. DROWSY MAGGIE.
86. ROLLING IN THE RYEGRASS.
87. THE SILVER SPEAR.
88. RATTIGAN'S.
89. THE MERRY BLACKSMITH.
90. THE ASH PLANT.
91. PADDY WHITE.
92. HIGH REEL.

ODDS AND SODS.

93. O'CAROLAN'S CONCERTO.
94. KING OF THE FAIRIES
95. GIVE ME YOUR HAND.
96. SI BEG SI MOR.
97. PLANXTY IRWIN.
98. FOR IRELAND I'D NOT TELL
HER NAME.